



**Data Sheet**  
**740MHz SAW 3030**  
**SPT740M30E**

V1.0

**Features:**

- Ceramic Package for Surface Mounted Technology (SMT)
- RoHS compatible
- Package size 3.00x3.00x1.25mm<sup>3</sup>
- Electrostatic Sensitive Device(ESD)

**Specifications:**

- Operation Temperature:-40°C to +85°C
- Compact miniature size
  - 3.0 mm × 3.0 mm footprint
  - 1.25 mm max-height

**Applications:**

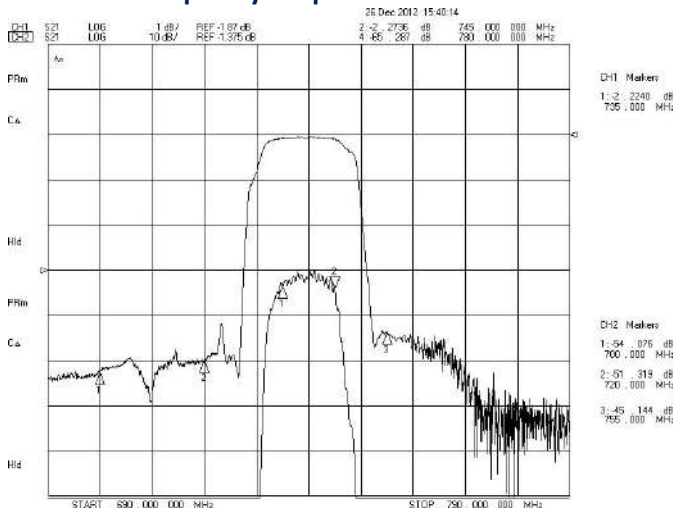
- Low-loss SAW component
- Low amplitude ripple
- Sharp rejections at both out-bands
- Usable passband 10.0 MHz

**Electrical Specifications.** Test Temperature: 25°C±2°C

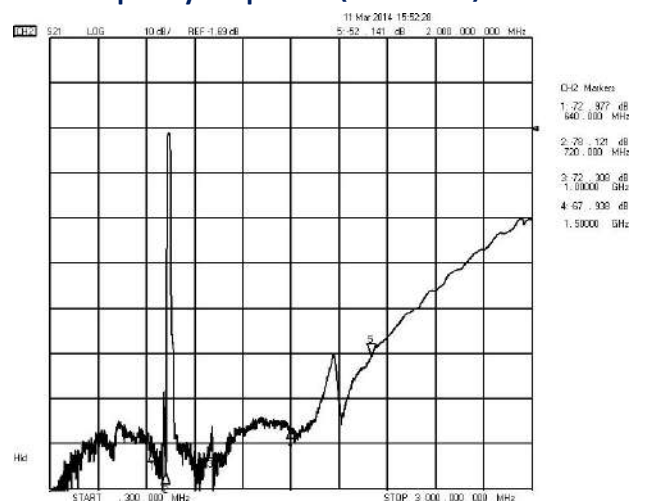
Item		Minimum	Typical	Maximum	Unit
Center Frequency	fc		740.00		MHz
Insertion Loss(min)	IL		1.9	2.5	dB
Insertion Loss	735.00 - 745.00 MHz	IL	2.3	3.0	dB
Amplitude Ripple (p-p)	735.00 - 745.00 MHz	$\Delta\alpha$	0.6	1.0	dB
Group Delay Ripple	735.00 - 745.00 MHz		30.0	60.0	ns
Absolute Attenuation	$\alpha$				
	DC - 640.00 MHz	50.0	55.0		dB
	640.00 - 720.00 MHz	40.0	45.0		dB
	755.00 - 1000.00 MHz	40.0	43.0		dB
	1000.00 - 1500.00 MHz	50.0	55.0		dB
	1500.00 - 2500.00 MHz	30.0	35.0		dB
	2500.00 - 3000.00 MHz	15.0	20.0		dB
Input VSWR	735.00 - 745.00 MHz		1.5:1	2.0:1	
Output VSWR	735.00 - 745.00 MHz		1.5:1	2.0:1	

**Frequency Characteristics.**

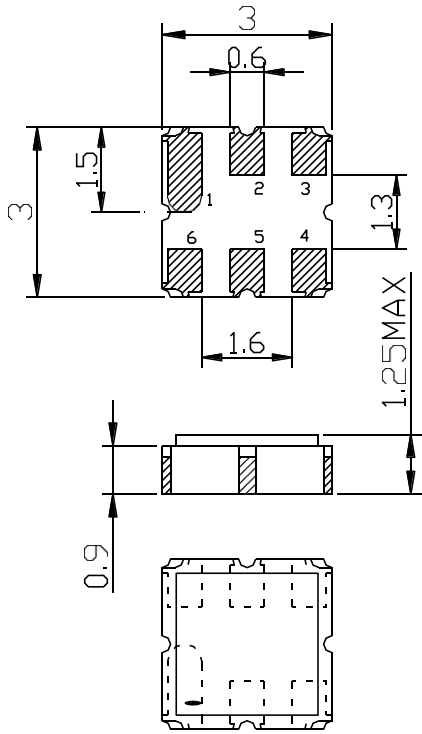
**Frequency Response**



**Frequency Response (wideband)**

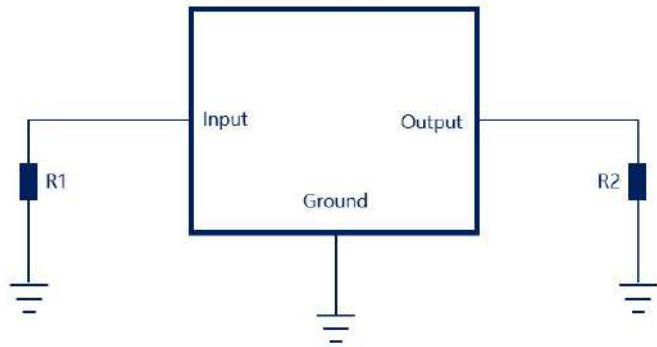


**Package & Dimensions**



Pin No.	Description
2	Input
5	Output
1,3,4,6	Ground

**Matching**



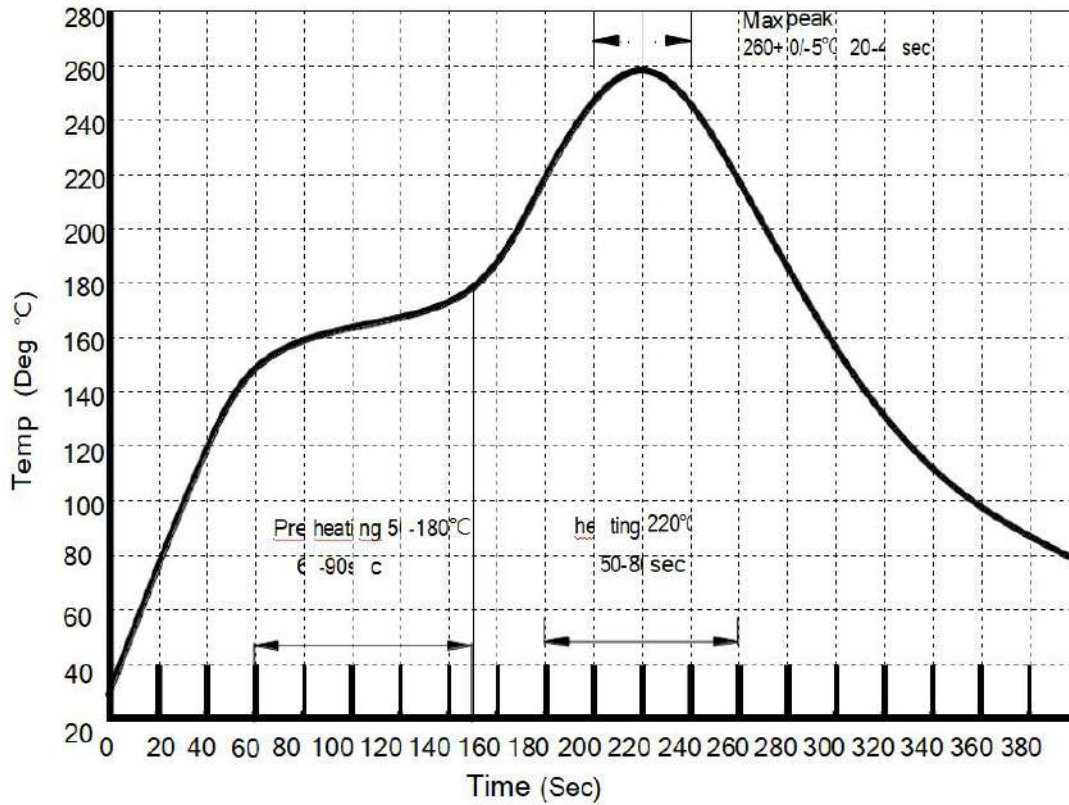
Port	Matching Component <sup>1</sup>
Input	R1: 50Ω
Output	R2: 50Ω

Matching component values shown are recommended based on the Spectron evaluation board. Value adjustment may be required on the end-user's circuit boards for the selected component manufacturer and PCB material.

## Maximum Ratings

Item		Value	Unit
DC Voltage	V <sub>DC</sub>	5	V
Operation Temperature	T	-40 ~ +85	°C
Storage Temperature	T <sub>stg</sub>	-40 ~ +85	°C
RF Power Dissipation	P	20	dBm

## Recommended Reflow Soldering Diagram





However, Spectron does not assume any liability arising from the application or use of this information, nor the application or use of any product or circuit described herein. Neither does Spectron convey any license under its patent rights nor the rights of others.

