



Data Sheet
1722.5MHz SAW 3030
SPT1G72M30E

V1.0

Features:

- Ceramic Package for Surface Mounted Technology (SMT)
- RoHS compatible
- Package size 3.00x3.00x1.25mm³
- Electrostatic Sensitive Device(ESD)

Specifications:

- Operation Temperature:-40°C to +85°C
- Compact miniature size
 - 3.0 mm × 3.0 mm footprint
 - 1.25 mm max-height

Applications:

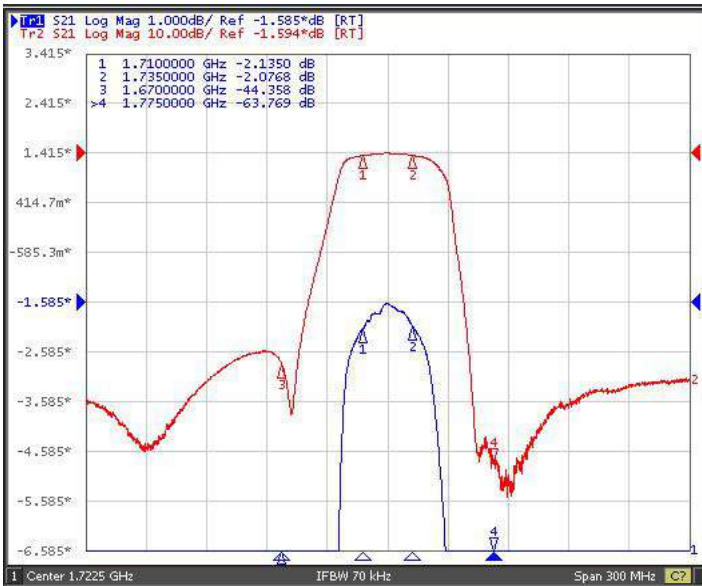
- Low-loss SAW component
- Low amplitude ripple
- Sharp rejections at both out-bands
- Usable passband 25.0 MHz

Electrical Specifications. Test Temperature: 25°C±2°C

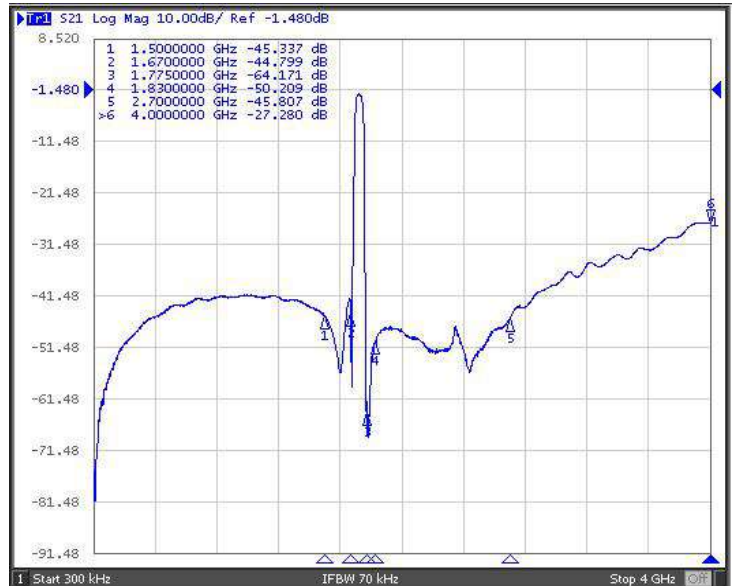
Item		Minimum	Typical	Maximum	Unit
Center Frequency	fc		1722.50		MHz
Insertion Loss(min)	IL		1.6	2.0	dB
Insertion Loss	1710.00 - 1735.00MHz	IL	2.0	3.0	dB
Amplitude Ripple (p-p)	1710.00 - 1735.00MHz	$\Delta\alpha$	0.6	1.5	dB
Group Delay Ripple	1710.00 - 1735.00MHz	GDR	10.0	30.0	ns
Absolute Attenuation		α			
	DC - 1500.00MHz	35.0	38.0		dB
	1500.00 - 1670.00MHz	35.0	38.0		dB
	1775.00 - 1830.00MHz	45.0	48.0		dB
	1830.00- 2700.00MHz	40.0	45.0		dB
	3000.00- 4000.00MHz	25.0	30.0		dB
Input VSWR	1710.00 - 1735.00MHz		1.5:1	2.0:1	/
Output VSWR	1710.00 - 1735.00MHz		1.5:1	2.0:1	/

Frequency Characteristics.

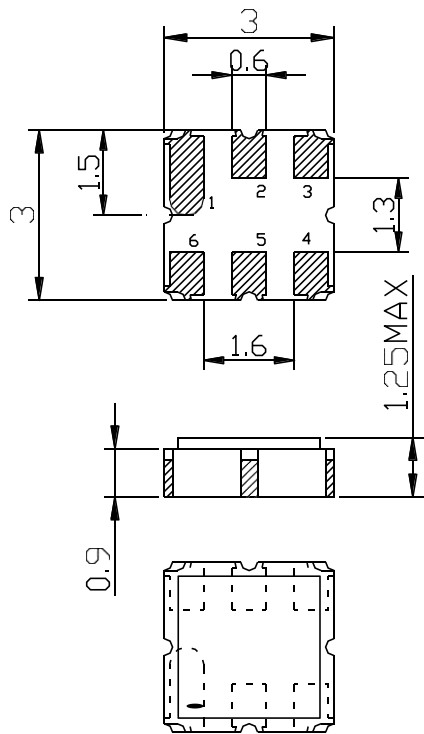
Frequency Response



Frequency Response (wideband)

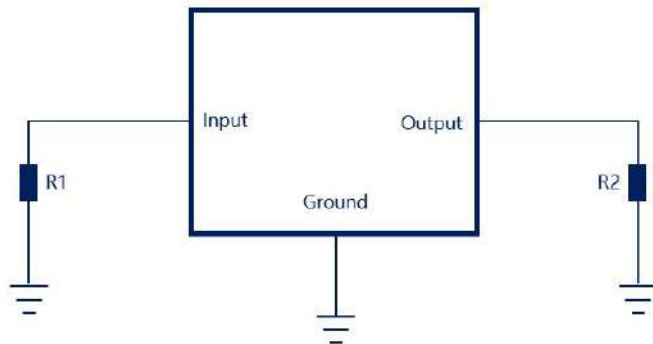


Package & Dimensions



Pin No.	Description
2	Input
5	Output
1,3,4,6	Ground

Matching



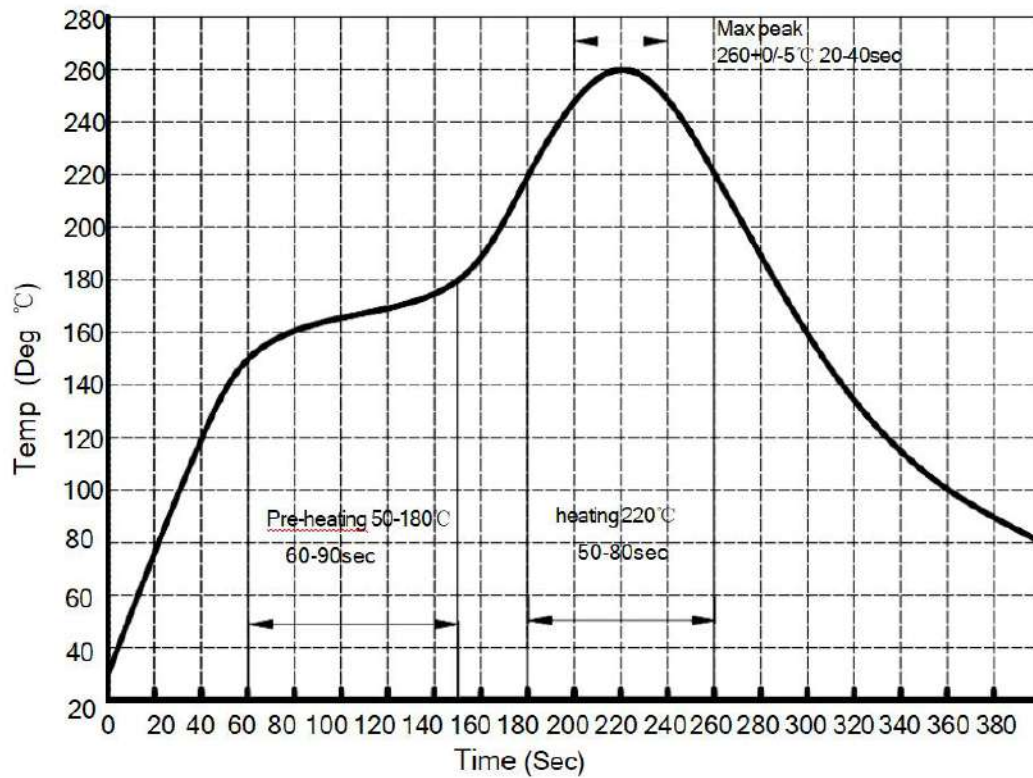
Port	Matching Component ¹
Input	R1: 50Ω
Output	R2: 50Ω

Matching component values shown are recommended based on the Spectron evaluation board. Value adjustment may be required on the end-user's circuit boards for the selected component manufacturer and PCB material.

Maximum Ratings

Item		Value	Unit
DC Voltage	V _{DC}	5	V
Operation Temperature	T	-40 ~ +85	°C
Storage Temperature	T _{stg}	-40 ~ +85	°C
RF Power Dissipation	P	20	dBm

Recommended Reflow Soldering Diagram



Ordering Information

Part Number	Number of Devices	Container
SPT1G72M30E	1000pcs	Tape and Reel

Reliability

No.	Test item	Test condition
1	Temperature Storage	Temperature: $85^{\circ}\text{C}\pm 2^{\circ}\text{C}$, Duration: 250h , Recovery time: $2\text{h}\pm 0.5\text{h}$ (2) Temperature: $-55^{\circ}\text{C}\pm 3^{\circ}\text{C}$, Duration: 250h ,Recovery time: $2\text{h}\pm 0.5\text{h}$
2	Humidity Test	Conditions: $60^{\circ}\text{C}\pm 2^{\circ}\text{C}$,90~95% RH Duration: 250h
3	Thermal Shock	Heat cycle conditions: $\text{TA}=-55^{\circ}\text{C}\pm 3^{\circ}\text{C}$, $\text{TB}=85^{\circ}\text{C}\pm 2^{\circ}\text{C}$, $t_1=t_2=30\text{min}$, Switch time: $\leq 3\text{min}$, Cycle time: 100 times, Recovery time: $2\text{h}\pm 0.5\text{h}$.
4	Vibration Fatigue	Frequency of vibration: 10~55Hz Amplitude:1.5mm Directions: X,Y and Z Duration: 2h
5	Drop Test	Cycle time: 10 times Height: 1.0m
6	Solder Ability Test	Temperature: $245^{\circ}\text{C}\pm 5^{\circ}\text{C}$ Duration: 3.0s--5.0s Depth: DIP--2/3 , SMD--1/5
7	Resistance to Soldering Heat	(1) Thickness of PCB:1mm , Solder condition: $260^{\circ}\text{C}\pm 5^{\circ}\text{C}$, Duration: $10\pm 1\text{s}$ (2) Temperature of Soldering Iron: $350^{\circ}\text{C}\pm 10^{\circ}\text{C}$, Duration: 3~4s, Recovery time : $2 \pm 0.5\text{h}$

Spectron Technologies, Spectron Microsystems, and the spectrum logo are among the trademarks of Spectron and/or its affiliates in the People's Republic of China, certain other countries, and/or the EU.

Copyright © 2022 Spectron. All Rights Reserved.

The term "Spectron" refers to Specton (Shenzhen) Technologies Co. Ltd and its subsidiaries.

Information furnished by Spectron is believed to be accurate and reliable. Spectron reserves the right to make changes without further notice to any products or data herein to improve reliability, function, or design. However, Spectron does not assume any liability arising from the application or use of this information, nor the application or use of any product or circuit described herein. Neither does Spectron convey any license under its patent rights nor the rights of others.

