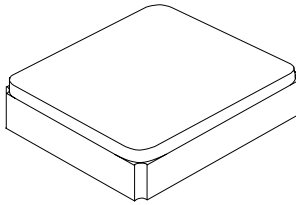


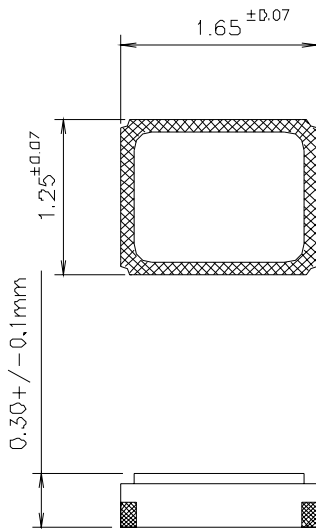
SM1612-4

4-Terminal Ceramic Surface-Mount Case 1.6 X 1.2 mm Nominal Footprint

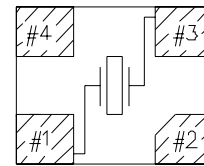


Electrical Connections

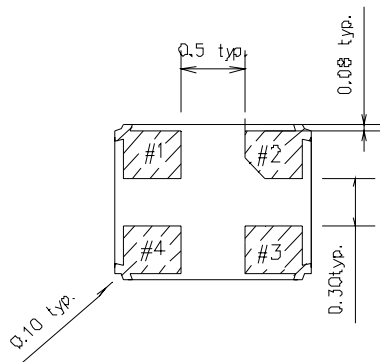
| Connection | Terminals |
|----------------|-----------|
| Input / Output | 1 |
| Metal Cover | 2 |
| Input / Output | 3 |
| No Connection | 4 |



Internal Connections (Top View)



[NOTE] #4=NC, #2 is connected with a metal cover



Dimensions in mm