

Specification for Magnetic Buzzer	Page	2/10
	Revision No.	1.2
	Drawing No.	OEM2416R
Model No. : KPX-G1205A-2416		

## CONTENTS

1. **Scope**  
范围
2. **General**  
概要
3. **Electrical and Acoustic Characteristics.**  
电声参数
4. **Reliability Test**  
可靠性试验
5. **Measurement Block Diagram &Response curve**  
测试图和曲线图
6. **Structure**  
结构
7. **Dimensions**  
尺寸
8. **Packing**  
包装
9. **Revision**  
履历表

Specification for Magnetic Buzzer	Page	3/10
	Revision No.	1.2
	Drawing No.	OEM2416R
Model No. : KPX-G1205A-2416		

## 1. Scope

This product specification is applied to the Magnetic Buzzer in alarm systems. Please contact us when using this product for any other applications than described in the above.

本规格书适用于电磁式蜂鸣器，通常它用在系统中做报警或提示的蜂鸣器用，如果将该产品用于其它领域，请与我们联系。

## 2. General

2.1 Out-Diameter : Ø12 mm

外径: Ø12 mm

2.2 Height : 9.5 mm

高度: 9.5 mm

2.3 Weight : 2 g

重量: 2克

2.4 Operating Temperature range:

-40~+85°C without loss of function

工作温度: -40~+85°C

Store Temperature range:

-40~+85°C without loss of function

储藏温度: -40~+85°C

2.5 According to the No.7 of RoHS Exemptions, lead-based solder alloys containing 85% by weight or more lead (Sn10Pb90)

根据"欧盟RoHS指令豁免条款"第7条规定,使用了铅含量超过85%的锡铅合金焊料(Sn10Pb90)

## 3. Electrical and Acoustic Characteristics.

Test condition : 15 ~ 35 °C, 25% ~ 85% RH, 860~1060 mbar

测试条件: 15~35 °C, 25%~85%RH, 860~1060mbar

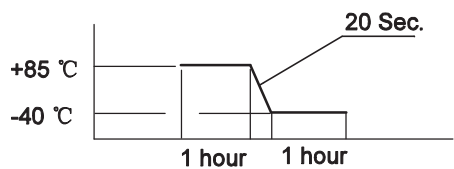
	Items 项目	Specification 规格
1	Rated Voltage 额定电压	5VDC
2	Operating Voltage 工作电压	4~7VDC
3	Max. Rated Current 额定电流	35mA/5VDC
4	Resonant Frequency 谐振频率	2.3±0.3KHz
5	Min. Sound Pressure Level 额定声压	85dB/5VDC/10cm
6	Tone Nature 音调	Continuous (直音)
7	Case Material/Color 壳体材质/颜色	PBT/BLACK

Specification for Magnetic Buzzer	Page	4/10
	Revision No.	1.2
	Drawing No.	OEM2416R
Model No. : KPX-G1205A-2416		

## 4. Reliability Test

After test(1~7item), the Buzzer S.P.L . difference shall be within  $\pm 10\text{dB}$ , Frequency difference shall be within  $\pm 0.5\text{KHz}$ . and the appearance not exist any change to be harmful to normal operation(e.g. cracks,rusts,damages and especially distortion).

在1-7项试验后，蜂鸣器的声压变化值在 $\pm 10\text{dB}$ 之内，频率变化在 $\pm 0.5\text{KHZ}$ 之内。外观无变化（例如：开裂、生锈、损伤、变形等现象）。

	Item	Specification
1	High Temperature Test 高温试验	<p>After being woked in a chamber with <math>+85\pm 2\text{ }^\circ\text{C}</math> for 240h and then being placed in natural condition for 2h, sounder shall be measured.</p> <p>将产品置于 <math>+85\pm 2\text{ }^\circ\text{C}</math> 试验箱中，先放置 240小时，然后在正常大气压条件下恢复2小时后，进行测量</p>
2	Low Temperature Test 低温试验	<p>First being worked in a chamber with <math>-40\pm 2\text{ }^\circ\text{C}</math> for 240h , finally being placed in natural condtion for 2h, sounder shall be measured.</p> <p>将产品置于 <math>-40\pm 2\text{ }^\circ\text{C}</math> 试验箱中，先放置240小时，然后在正常大气压条件下恢复2小时后，进行测量</p>
3	Humidity Test 潮湿试验	<p>After being placed in a chamber with 90 to 95%R.H. at <math>+40\pm 2\text{ }^\circ\text{C}</math> for 2 h and then being placed in natural condition for 2h , sounder shall be measured.</p> <p>将产品置于湿度为 90~95%R.H，温度为<math>40\pm 2\text{ }^\circ\text{C}</math>试验箱中 2小时，然后在正常大气压条件下恢复2小时后，进行测量</p>
4	Thermal Shock Test 热冲击试验	<p>After being worked in a chamber at <math>+85\pm 2\text{ }^\circ\text{C}</math> for 1 hour, then sounder shall be placed in a chamber at <math>-40\pm 2\text{ }^\circ\text{C}</math> for 1 hour(1 cycle is the below diagram).</p> <p>After 6 above cycles, sounder shall be measured after being placed in natural condition for 1 hour.</p> <p>将产品置于<math>85\pm 2\text{ }^\circ\text{C}</math>试验箱中，先工作1小时，然后将产品置于<math>-40\pm 2\text{ }^\circ\text{C}</math>试验箱中，再工作1小时，经过6个循环后，在正常大气压条件下恢复1小时，进行测量</p> 

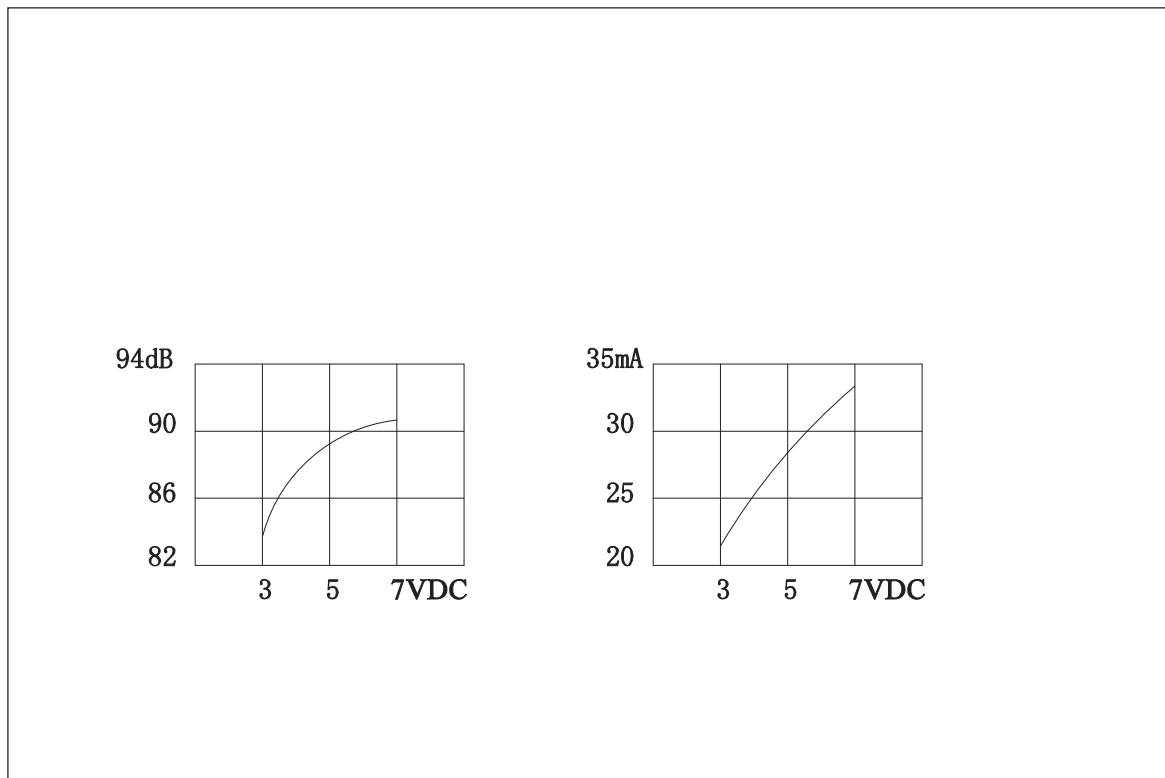
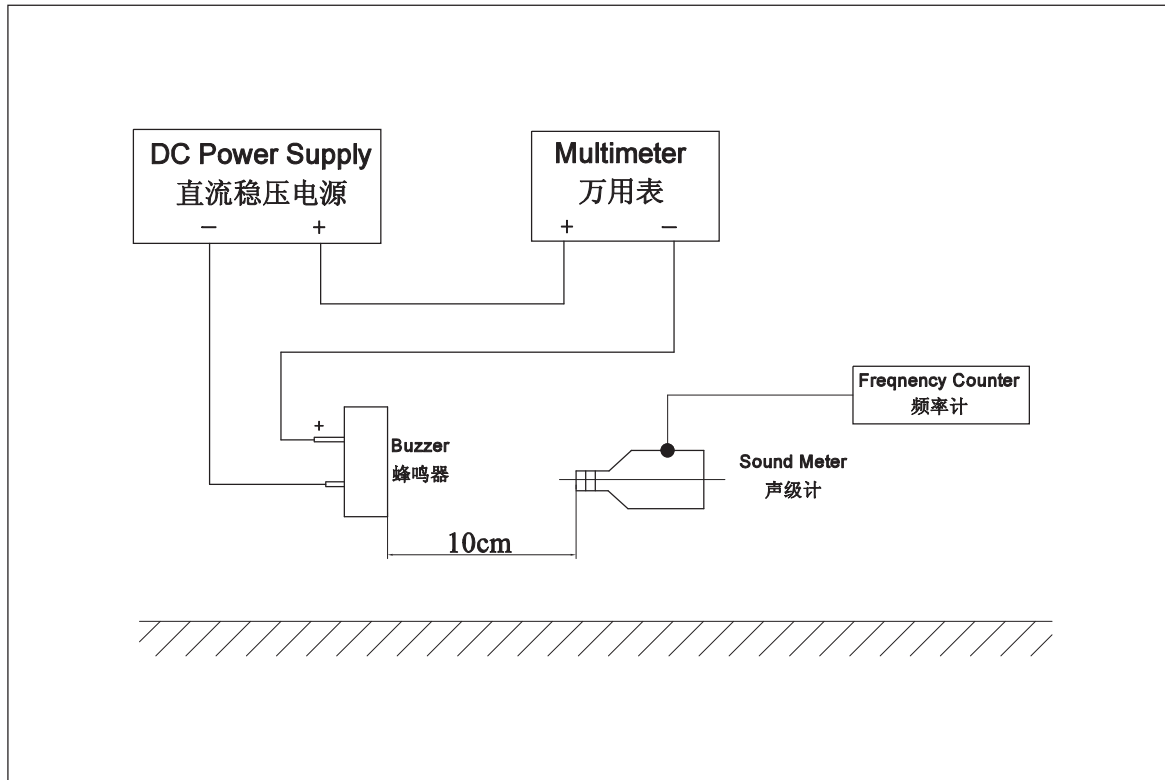
Specification for Magnetic Buzzer	Page	5/10
	Revision No.	1.2
	Drawing No.	OEM2416R
Model No. : KPX-G1205A-2416		

## 4. Reliability Test

	Item	Specification
5	Vibration Resistance 振动试验	<p>Sounder shall be measured after being applied vibration of amplitude of 1.5mm with 10 to 30Hz band of vibration frequency to each of 3 perpendicular directions for 2 hour.</p> <p>振幅为1.5mm, 频率为10~30Hz, 三个不同轴方向各振动2小时, 试验后进行测量.</p>
6	Drop Test 跌落试验	<p>Sounder packed in the carton are dropped in six direction from the height of 80cm to the concrete floor.</p> <p>跌落高度80cm, 6个不同方向整箱跌落到水泥地, 试验后进行测量.</p>
7	Solderability 可焊性试验	<p>Lead terminals are immersed in rosin for 5 seconds and then immersed in solder bath of +260±5°C for 3±0.5 seconds.</p> <p>插针浸入松香5秒, 然后再浸入+260±5°C的锡炉中3±0.5秒, 插针表面应覆盖一层光滑明亮的焊料.</p>
8	Terminal Strength Pulling 插针强度试验	<p>The force 10 seconds of 9.8N is applied go each terminal in axial direction.</p> <p>插针应承受9.8N拉力, 拉力时间10秒, 插针无松动和脱落等现象.</p>


Specification for Magnetic Buzzer Model No. : KPX-G1205A-2416	Page	6/10
	Revision No.	1.2
	Drawing No.	OEM2416R

## 5. Measurement Block Diagram & Response curve



Specification for Magnetic Buzzer Model No. : KPX-G1205A-2416	Page	7/10
	Revision No.	1.2
	Drawing No.	OEM2416R

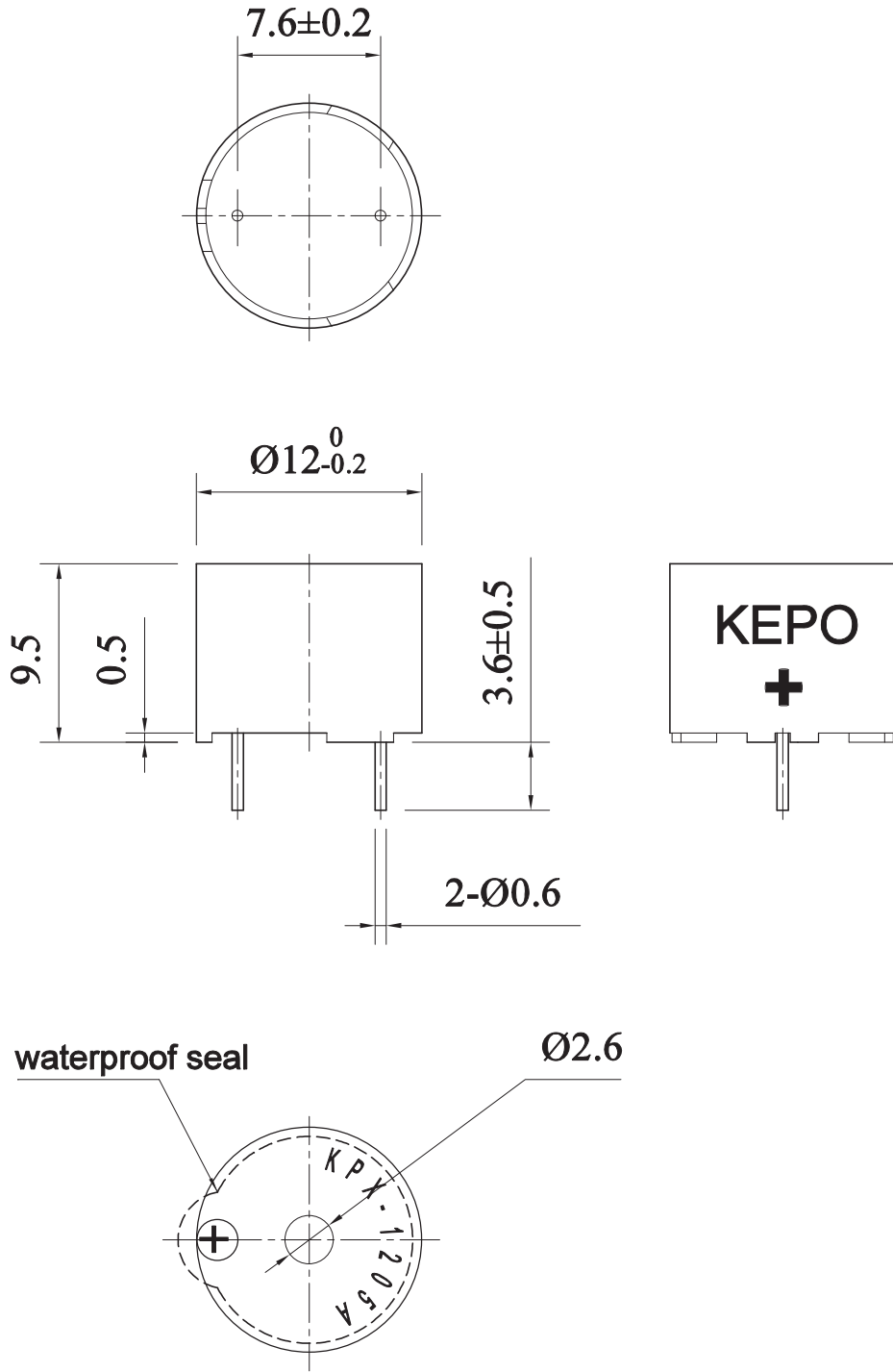
## 6. Structure



6	Case 壳体	1	PBT	
5	T Core T 铁	1	Fe	
4	Coil 线圈	1	QANR	
3	Magnetic ring 磁环	1	/	
2	PCB with pin 带导针印制板	1	/	
1	Diaphragm 膜片	1	/	
No.	Part Name 型号	Q'TY	Material 材质	SGS 编号

Specification for Magnetic Buzzer		Page	8/10
		Revision No.	1.2
Model No. :	KPX-G1205A-2416	Drawing No.	OEM2416R

## 7. Dimensions



FIRST ANGLE PROJECTION



UNIT : mm  
Tolerance :  $\pm 0.5$

<b>Specification for Magnetic Buzzer</b>	<b>Page</b>	<b>9/10</b>
	<b>Revision No.</b>	<b>1.2</b>
<b>Model No. :                    KPX-G1205A-2416</b>	<b>Drawing No.</b>	<b>OEM2416R</b>

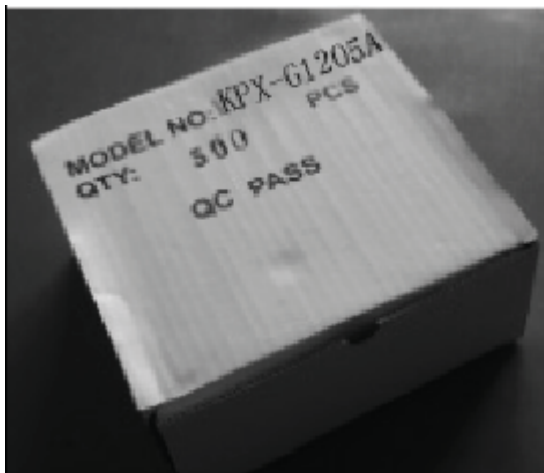
## 8. Packing



**QTY: 100Pcs**



**QTY: 500Pcs**



**Picture3 500PCS**



**QTY: 6000Pcs**

**425x400x315mm**



