

SPECIFICATION

Customer : QUARTZ-1

Applied To :

Product Name : Magnetic Buzzer

Model Name : KPMB-G3008E-4232




Drawing No. : OEM4232R

Compliance with ROHS(本品符合ROHS指令)

Signature of Approval

--

Signature of KEPO

Approved by	Checked by	Issued by	Date
			

宁波凯普电子有限公司

Ningbo Kepo Electronics Co.,Ltd.



宁波东钱湖镇东钱湖工业区宝源路 25 号

TEL:+86-574-88370330 FAX:+86-574-88370329

No.25 Baoyuan road Dongqian Lake, Industry Area, Dongqian town, Ningbo City, China(Post Code:315121)

Sales@chinaacoustic.com www.chinaacoustic.com

Specification for Magnetic Buzzer		Page	2/10
Model No. : KPMB-G3008E-4232		Revision No.	1.1
		Drawing No.	OEM4232R

CONTENTS

1. Scope
范围
2. General
概要
3. Electrical and Acoustic Characteristics.
电声参数
4. Reliability Test
可靠性试验
5. Measurement Block Diagram & Response curve
测试图和曲线图
6. Structure
结构
7. Dimensions
尺寸
8. Packing
包装
9. Revision
履历表

Specification for Magnetic Buzzer		Page	3/10
		Revision No.	1.1
Model No. :	KPMB-G3008E-4232	Drawing No.	OEM4232R

1. Scope

This product specification is applied to the Micro Speaker in alarm systems. Please contact us when using this product for any other applications than described in the above.

本规格书适用于微型喇叭，通常它用在系统中做报警或提示的声响器用，如果将该产品用于其它领域，请与我们联系。

2. General

2.1 Form : Ø30mm

外形 : Ø30mm

2.2 Height : 13.25mm

高度 : 13.25mm

2.3 Weight : 10g

重量 : 10克

2.4 Operating Temperature range:

-20~+60°C without loss of function

工作温度: -20~+60°C

Store Temperature range:

-30~+70°C without loss of function

储藏温度: -30~+70°C

2.5 According to the No.7 of RoHS Exemptions, lead-based solder alloys containing 85% by weight or more lead (Sn10Pb90)

根据"欧盟RoHS指令豁免条款"第7条规定,使用了铅含量超过85%的锡铅合金焊料 (Sn10Pb90)

3. Electrical and Acoustic Characteristics.

Test condition : 15 ~ 35 °C, 25% ~ 85% RH, 860~1060 mbar

测试条件: 15~35 °C, 25%~85%RH, 860~1060mbar

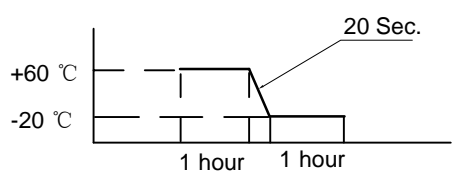
	Items 项目	Specification 规格
1	Impedance 额定阻抗	8 Ω ± 15%
2	Rated Norse Power 额定功率	0.15W
3	Max.Input Power 最大输入功率	0.3W
4	Resonant Frequency 谐振频率	500~5000Hz
5	Rated Frequency Range 频率范围	1100± 15%Hz
7	Min.Sound Pressure Level 额定声压	≥85dB at 1KHz 1.1Vrms Sine Wave/10cm
8	Case Material/Color 壳体材质/颜色	PA66/Black

Specification for Magnetic Buzzer		Page	4/10
		Revision No.	1.1
Model No. :	KPMB-G3008E-4232	Drawing No.	OEM4232R

4. Reliability Test

After test(1~8item), the Buzzer S.P.L . difference shall be within $\pm 10\text{dB}$, Frequency difference shall be within $\pm 0.2\text{KHz}$. and the appearance not exist any change to be harmful to normal operation(e.g. cracks,rusts,damages and especially distortion).

在1-8项试验后，蜂鸣器的声压变化值在 $\pm 10\text{dB}$ 之内，频率变化在 $\pm 0.2\text{KHz}$ 之内。外观无变化（例如：开裂、生锈、损伤、变形等现象）。

	Item	Specification
1	High Temperature Test 高温试验	<p>After being woked in a chamber with $+60\pm 2\text{ }^\circ\text{C}$ for 2h and then being placed in natural condition for 2h, sounder shall be measured.</p> <p>将产品置于 $+60\pm 2\text{ }^\circ\text{C}$ 试验箱中，先工作 2小时，然后在正常大气压条件下恢复2小时后，进行测量</p>
2	Low Temperature Test 低温试验	<p>First being worked in a chamber with $-20\pm 2\text{ }^\circ\text{C}$ for 2h and then being placed in a chamber with $-20\pm 2\text{ }^\circ\text{C}$ for 16h, finally being placed in natural condtion for 2h, sounder shall be measured.</p> <p>将产品置于 $-20\pm 2\text{ }^\circ\text{C}$ 试验箱中，先工作 2小时，再放置16小时，然后在正常大气压条件下恢复2小时后，进行测量</p>
3	Humidity Test 潮湿试验	<p>After being placed in a chamber with 90 to 95%R.H. at $+40\pm 2\text{ }^\circ\text{C}$ for 2 h and then being placed in natural condition for 2h , sounder shall be measured.</p> <p>将产品置于湿度为 90~95%R.H，温度为$40\pm 2\text{ }^\circ\text{C}$试验箱中 2小时，然后在正常大气压条件下恢复2小时后，进行测量</p>
4	Thermal Shock Test 热冲击试验	<p>After being worked in a chamber at $+60\pm 2\text{ }^\circ\text{C}$ for 1 hour, then sounder shall be placed in a chamber at $-20\pm 2\text{ }^\circ\text{C}$ for 1 hour(1 cycle is the below diagram).</p> <p>After 6 above cycles, sounder shall be measured after being placed in natural condition for 1 hour.</p> <p>将产品置于$60\pm 2\text{ }^\circ\text{C}$试验箱中，先工作1小时，然后将产品置于$-20\pm 2\text{ }^\circ\text{C}$试验箱中，再工作1小时，经过6个循环后，在正常大气压条件下恢复1小时，进行测量</p> 

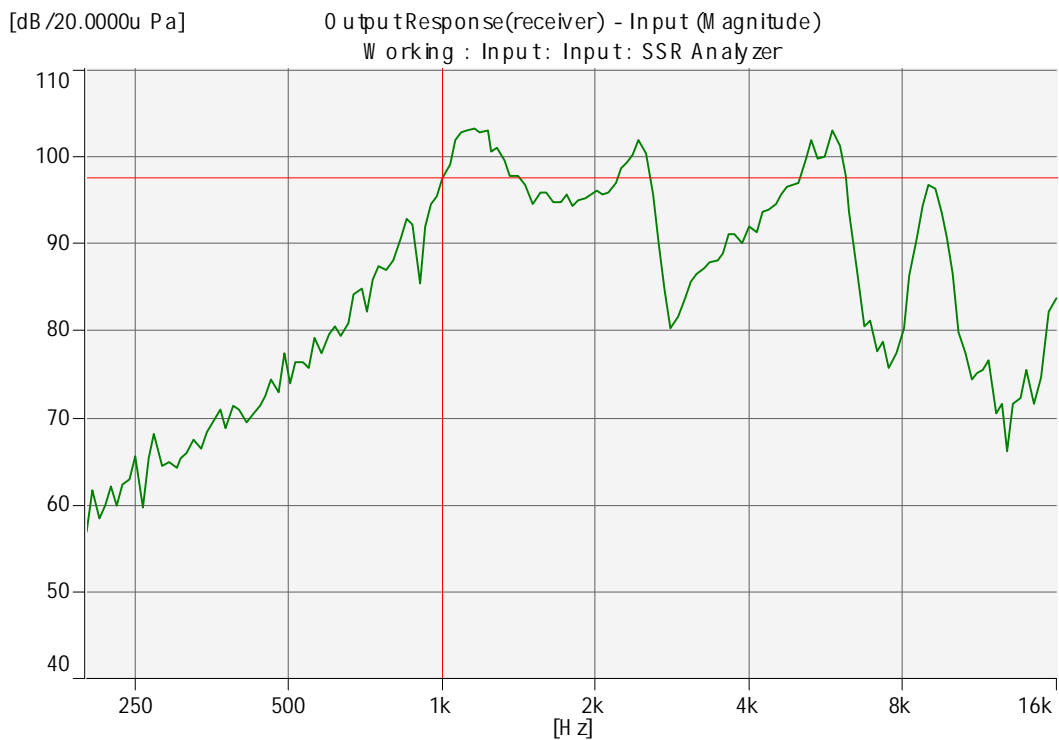
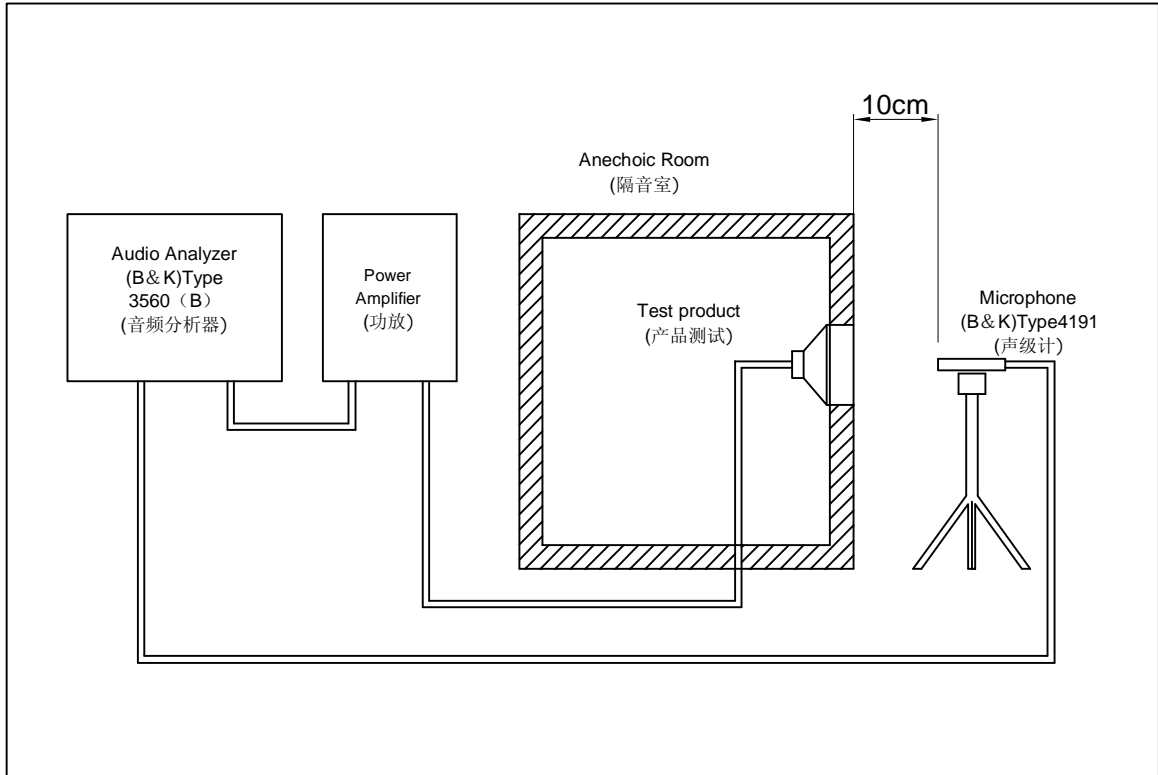
Specification for Magnetic Buzzer		Page	5/10
Model No. : KPMB-G3008E-4232		Revision No.	1.1
		Drawing No.	OEM4232R

4. Reliability Test

	实验项目 Item	实验条件 Test Condition	实验后规格 Specification
6.1	耐冲击性 Shock	<p>峰值加速度 490m/s^2, 半正弦波, XYZ三个方向各3次冲击实验后, 进行测试.</p> <p>Sounder shall be measured after being applied shock(490m/s^2) for each three mutually perpendicular directions to each of 3 times by half sine wave.</p>	<p>符合表1的要求</p> <p>The measured value shall meet Table 1.</p>
6.2	耐振动性 Vibration Resistant	<p>振动频率 10~30 Hz, 1.5mm 全振幅, XYZ三个方向各2小时试验后, 进行测试.</p> <p>Sounder shall be measured after being applied vibration of amplitude of 1.5mm with 10 to 30Hz band of vibration frequency to each of 3 perpendicular directions for 2 hours.</p>	
6.3	耐焊接性 Soldering Heat Resistance	<p>将产品的插针插入(插至距产品壳体1.5mm处为止) $+300 \pm 5^\circ\text{C}$ 的焊锡槽 3 ± 0.5 秒或 $+260 \pm 5^\circ\text{C}$ 的焊锡槽 10 ± 1 秒, 然后在常温中放置4小时后, 进行测试.</p> <p>Lead terminal are immersed up to 1.5mm from sounder's body in solder bath of $+300 \pm 5^\circ\text{C}$ for 3 ± 0.5 seconds or $+260 \pm 5^\circ\text{C}$ for 10 ± 1 seconds, and then sounder shall be measured after being placed in natural condition for 4 hours.</p>	
6.4	可焊性 Solderability	<p>先将产品的插针浸入松香液5秒钟, 然后浸入 $+260 \pm 5^\circ\text{C}$ 熔融的锡槽中 3 ± 0.5 秒.</p> <p>Lead terminals are immersed in rosin for 5 seconds and then immersed in solder bath of $+260 \pm 5^\circ\text{C}$ for 3 ± 0.5 seconds.</p>	
6.5	插针强度 Terminal Strength Pulling	<p>分别在每个插针的轴向施加 9.8 牛顿的静荷重10秒.</p> <p>The force 10 seconds of 9.8N is applied to each terminal in axial direction.</p>	


Specification for Magnetic Buzzer		Page	6/10
		Revision No.	1.1
Model No. :	KPMB-G3008E-4232	Drawing No.	OEM4232R

5. Measurement Block Diagram & Response curve



Specification for Magnetic Buzzer		Page	7/10
		Revision No.	1.1
Model No. :	KPMB-G3008E-4232	Drawing No.	OEM4232R

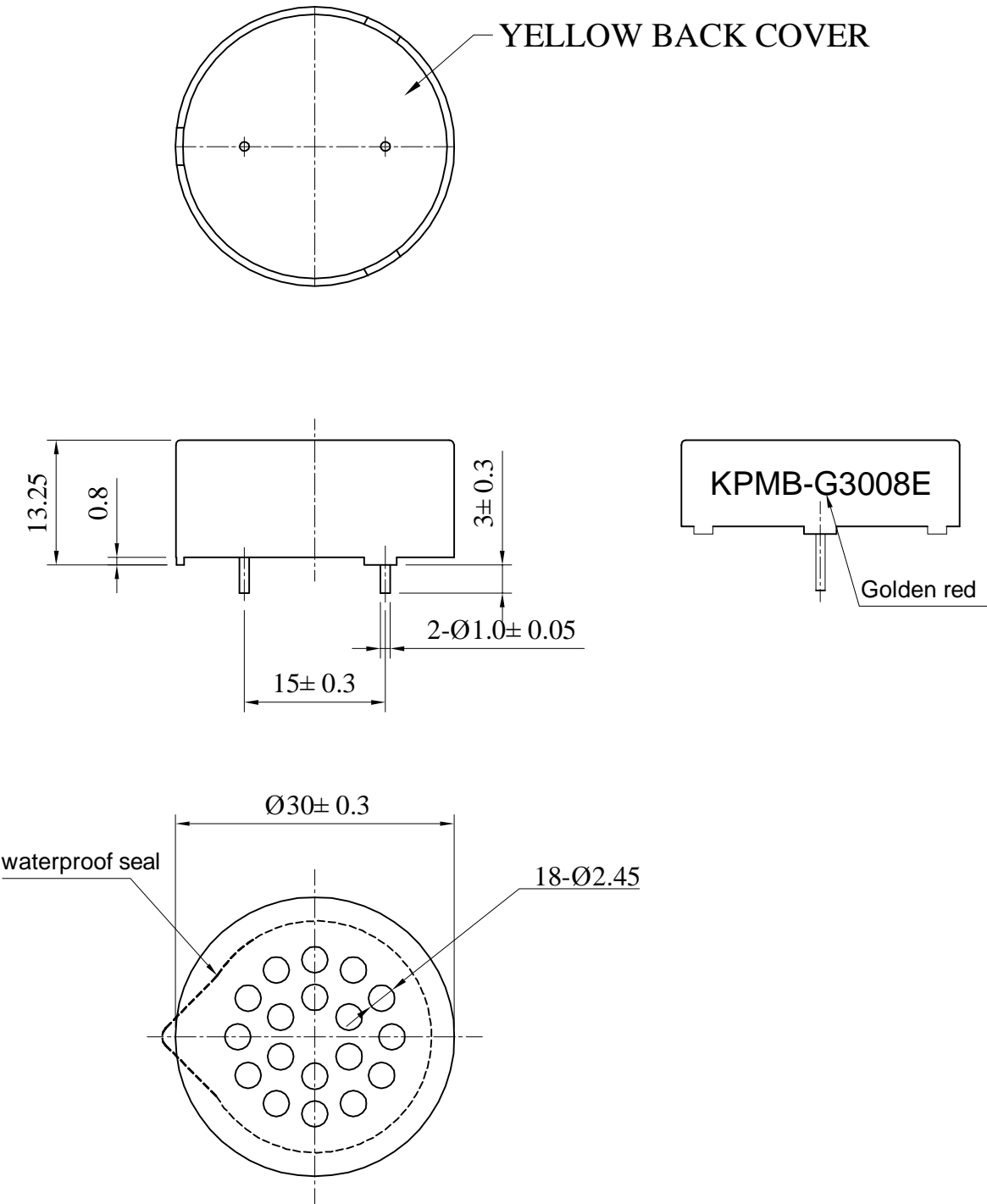
6. Structure



5	Housing 壳体	1	PA66	
4	Speaker 喇叭	1	/	
3	Coil 漆包线	1	QA-1	
2	PCB 印制板	1	/	
1	Pin 插针	2	H62	
No.	Part Name 型号	Q'TY	Material 材质	Remark 备注

Specification for Magnetic Buzzer		Page	8/10
		Revision No.	1.1
Model No. :	KPMB-G3008E-4232	Drawing No.	OEM4232R

7. Dimensions



FIRST ANGLE PROJECTION

UNIT : mm
Tolerance : ± 0.5

Specification for Magnetic Buzzer		Page	9/10
Model No. : KPMB-G3008E-4232		Revision No.	1.1
		Drawing No.	OEM4232R

8. Packing



QTY: 1820Pcs
460x295x350mm

Specification for Magnetic Buzzer	Page	10/10
	Revision No.	1.1
Model No. : KPMB-G3008E-4232	Drawing No.	OEM4232R

9. Revision

Rev. No.	DATE	PAGE	DESCRIPTION	SIGN
1.1	2009.06.04	10	Primary	