

DYNAMIC RECEIVER									
Series	Model	Diameter (mm)	Height (mm)	Impedance (Ω)	SPL (dB)	Input Power (mV)	Frame	Terminal	Page No.
J10A	J10A106032	10.0	2.4	32	106+/-3	1mW	ABS	PT	35
J13A	J13AJ092032	13.0	2.5	32	92+/-3	100	ABS	PD	35
J13B	J13BJ092032	13.0	2.5	32	92+/-3	100	ABS	PT	35
J13E	J13E114032	13.0	2.7	32	114+/-3	180	METAL	PD	36
J13D	J13D101032	13.0	3.0	32	101+/-3	100	METAL	PT	36
H13C	H13C104032	13.5	2.7	32	104+/-3	100	METAL	PD	36
J14BC	J14BC116032	13.5	4.5	32	116+/-3	1mW	ABS	PD	37
J15B	J15BJ096032	15.0	2.6	32	96+/-3	100	METAL	PD	37
J15A	J15AJ096032	15.0	2.7	32	96+/-3	100	ABS	PD	37
J15C	J15CJ095032	15.0	2.7	32	95+/-3	100	ABS	PT	38
H15F	H15F112032	15.0	3.3	32	112+/-3	350	METAL	PD	38
J15E	J15EC110032	15.0	4.3	32	110+/-3	1mW	METAL	PD	38
J20B	J20BJ097032	20.0	2.8	32	97+/-3	100	ABS	PD	39
J20C	J20CJ092150	20.0	3.3	150	92+/-3	100	ABS	PT	39
H20F	H20F110150	20.0	3.8	150	110+/-3	500	ABS	PD	39
J20A	J20AJ090150	20.0	4.0	150	90+/-3	60	ABS	PD	40
J23B	J23BJ093150	23.0	5.0	150	93+/-3	60	ABS	L	40
J25AJ	J25AJ090150	25.0	4.8	150	90+/-3	60	ABS	PD	40
H25A	H25AJ090150	25.0	4.8	150	90+/-3	60	ABS	PD	41
J28E	J28E100150	28.0	3.8	150	100+/-3	100	ABS	PD	41
J28C	J28CJ093150	28.0	7.0	150	93+/-3	60	ABS	PD	41
H28C	H28CJ093150	28.0	7.0	150	93+/-3	60	ABS	PD	42
H28D	H28DJ096150	28.0	7.0	150	96+/-2	100	ABS	P	42
J28A	J28AJ093150	28.0	7.3	150	93+/-3	60	ABS	L	42
H28A	H28AJ093150	28.0	7.3	150	93+/-3	60	ABS	L	43
J28B	J28BJ096150	28.0	7.5	150	96+/-3	100	ABS	PD	43
H29A	H29AJ097150	29.0	5.4	150	97+/-3	100	ABS	PD	43
J31A	J31AJ093150	31.0	11.0	150	93+/-3	60	ABS	PT	44
H31A	H31AJ093150	31.0	11.0	150	93+/-3	60	ABS	PT	44
H31B	H31BJ094130	31.0	11.0	130	94+/-3	60	ABS	PD	44
J31E	J31EJ096300	31.0	12.3	300	96+/-3	100	METAL	PT	45
J31F	J31FJ096300	31.0	12.3	300	96+/-3	100	METAL	PT	45
H31DJ	H31DJ096300	31.0	12.3	300	96+/-3	100	METAL	PT	45
H31C	H31CJ094300	31.0	14.0	300	94+/-2	60	METAL	PT	46
J35A	J35AJ110300	35.0	17.6	300	110+/-3	1mW	ABS	PT	46
J38B	J38BJ097150	38.0	18.8	150	97+/-3	60	ABS	PD	46
J38A	J38AJ096150	38.0	21.2	150	96+/-3	60	ABS	PT	47
H38A	H38AJ096150	38.0	21.2	150	96+/-3	60	ABS	PT	47
H45A	H45AJ113150	45.0	21.0	150	113+/-3	1mW	ABS	SPD	47

PIEZO RECEIVER									
Series	Model	Diameter (mm)	Height (mm)	Impedance (Ω)	SPL (dB)	Capacitance	Frame	Terminal	Page No.
DB-E1568	156PZ21100	21	2	2500 Max.	106+/-3	75 nF +/- 30 % at 120Hz	ABS	L	48
DB-E778	77PR23100	22.2	3.4	1200 Max.	110+/-3.5	90 nF +/- 30 % at 1KHz	ABS	L	48
DB-E808	80PR22100	22.2	3.8	2500 Max.	105+/-3	45 nF +/- 30 % at 1K Hz	ABS	P	48
DB-E828	82PR30100	30.4	5.7	2500 Max.	110+/-3	70 nF +/- 30 % at 1K Hz	ALUMINUM	PD	49
DB-E818	81PR33100	33.4	4.1	3000 Max.	107+/-3	40 nF +/- 30 % at 1K Hz	ALUMINUM	L	49

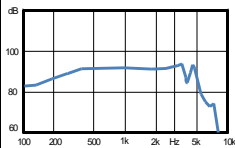
L - Leadwire, P - Pin, PT - Plate, SPD - Solder Pad

H25A



COLOUR	HOUSING	TERMINAL
BLACK	ABS	NIL

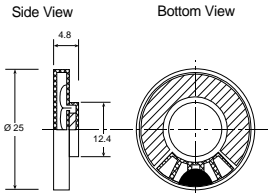
FREQUENCY RESPONSE CURVE



ELECTRICAL SPECIFICATIONS

Model No.		H25AJ090150
Sensitivity at 1 KHz. (IEC 318)	(dB)	90 ± 3
Input at 1KHz	(mV)	60
Frequency Range	(Hz.)	300 - 4000
AC. Impedance at 1KHz.	(Ω)	150 ± 20%
HAC Compatible		YES
Weight	(g)	4.5

DIMENSION



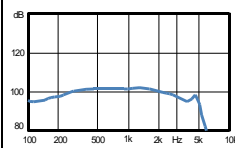
all dimensions are in mm

J28E



COLOUR	HOUSING	TERMINAL
BLACK	ABS	SOLDER PAD

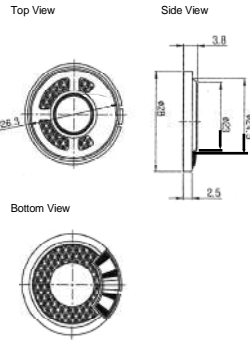
FREQUENCY RESPONSE CURVE



ELECTRICAL SPECIFICATIONS

Model No.		J28E100150
Sensitivity at 1 KHz. (IEC 318)	(dB)	100 ± 3
Input at 1KHz	(mV)	100
Frequency Range	(Hz.)	300 - 4000
AC. Impedance at 1KHz.	(Ω)	150 ± 20%
HAC Compatible		NIL
Weight	(g)	2.9

DIMENSION



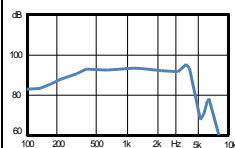
all dimensions are in mm

J28C



COLOUR	HOUSING	TERMINAL
BLACK	ABS	SOLDER PAD

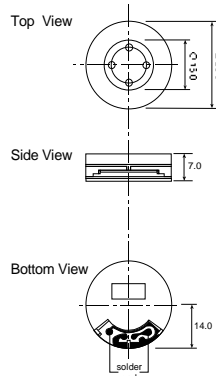
FREQUENCY RESPONSE CURVE



ELECTRICAL SPECIFICATIONS

Model No.		J28C093150
Sensitivity at 1 KHz. (IEC 318)	(dB)	93 ± 3
Input at 1KHz	(mV)	60
Frequency Range	(Hz.)	300 - 3000
AC. Impedance at 1KHz.	(Ω)	150 ± 20%
HAC Compatible		NIL
Weight	(g)	6

DIMENSION



all dimensions are in mm