

LARGE CAN TYPE

HS Series

Wide Temperature Range, Miniature Sized

JAMICON®

- Smaller case sized than HP series.
- Withstanding 2000 hours application of high ripple current at 105°C.

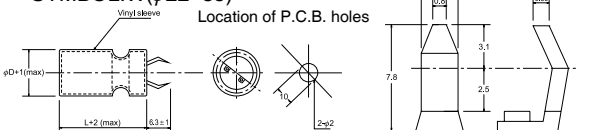


SPECIFICATION

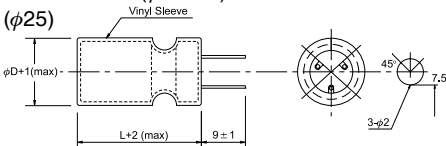
Item	Characteristic															
Operation Temperature Range	-40 ~ +105°C															
Rated Working Voltage	16 ~ 500VDC															
Capacitance Tolerance (120Hz 20°C)	±20%(M)															
Leakage Current (20°C)	$I \leq 0.02CV$ or 3 (mA) *Whichever is smaller after 5 minutes I : Leakage Current(μA) C : Rated Capacitance(μF) V : Working Voltage(V)															
Surge Voltage (20°C)	W.V.	16	25	35	50	63	80	100	160	180	200	250	350	400	450	500
	S.V.	20	32	44	63	79	100	125	200	225	250	300	400	450	500	550
Dissipation Factor (tan δ) (120Hz 20°C)	Rated Voltage (V)	16	25	35	50			63			80		100		≥160	
	Capacitance	—	—	—	≤6,800	≥10,000	≤6,800	≥10,000	≤3,300	≥4,700	≤3,300	≥4,700	—			
	tan δ	0.50	0.40	0.35	0.30	0.35	0.25	0.35	0.20	0.25	0.20	0.25	0.20	0.25	0.15	
Low Temperature Stability	Impedance ratio at 120Hz															
	Rated Voltage (V)	16	25	35	50	63~100	160~250	350~500								
	-25°C / +20°C	6	6	6	4	3	4	6								
	-40°C / +20°C	15	15	10	8	6	—	—								
Load Life	After 2000 hours application of W.V. and +105°C ripple current value, the capacitor shall meet the following limits. (DC + ripple peak voltage ≤ rate working voltage)															
	Capacitance Change	≤ ±20% of initial value														
	Dissipation Factor	≤ 175% of initial specified value														
	Leakage current	≤ initial specified value														
Shelf Life	At +105°C, no voltage application after 1000 hours, the capacitor shall meet the limits for load life characteristics. (With voltage treatment)															

TERMINAL TYPE

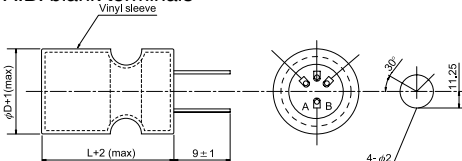
▲ P.C.B. TERMINAL (SNAP IN)
SYMBOL: W(φ22~35)



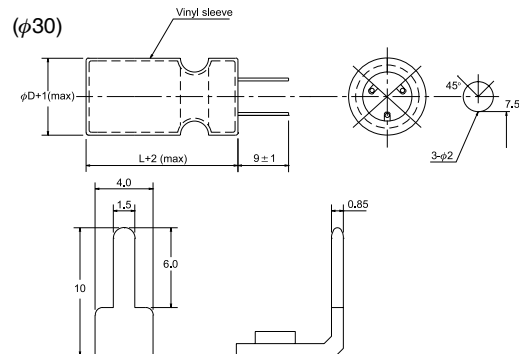
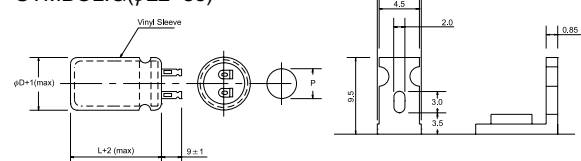
▲ P.C.B. TERMINAL
SYMBOL: V(φ25~35)



(φ35)
A.B. blank terminals



▲ LUG TERMINAL
SYMBOL: G(φ22~35)



φD	22	25	30	35
P	8	10	10	14

RIPPLE CURRENT COEFFICIENTS

Temperature(°C)	40	60	70	85	105
Multiplier	2.50	2.20	2.00	1.80	1.00

Frequency(Hz)	60	120	400	1k	10k
W.V.	Multiplier				
≤100V	0.80	1.00	1.10	1.20	1.20
≥160V	0.80	1.00	1.10	1.30	1.40

● CASE SIZE & MAX RIPPLE CURRENT

Case size : D x L (mm)
 Max ripple current : A(rms) 105°C 120Hz

μF	V(Code) Code	φD	180 (2M)				200 (2D)				250 (2E)			
			22	25	30	35	22	25	30	35	22	25	30	35
220	221						25				30	25		
							0.85				0.91	0.91		
270	271		25				25				35	25		
			0.80				0.94				1.07	1.01		
330	331		30	25			30	25			35	30	25	
			0.95	0.95			1.12	1.12			1.19	1.20	1.24	
390	391		30	25			35	25			40	35	25	
			1.03	1.04			1.31	1.22			1.37	1.39	1.35	
470	471		35	30	25		40	30	25		50	40	30	25
			1.21	1.22	1.27		1.52	1.45	1.50		1.66	1.61	1.59	1.63
560	561		40	30	25		45	35	30			45	35	25
			1.40	1.34	1.39		1.75	1.68	1.76			1.85	1.85	1.78
680	681		45	35	30	25	50	40	30	25		50	35	30
			1.63	1.57	1.64	1.68	2.02	1.96	1.94	1.98		2.14	2.04	2.10
820	821		50	40	30	25		45	35	30			45	35
			1.88	1.83	1.80	1.85		2.27	2.26	2.33			2.49	2.45
1000	102			45	35	30		50	40	30				40
				2.12	2.12	2.18		2.63	2.64	2.58				2.86
1200	122				40	30			45	35				45
					2.45	2.39			3.04	3.00				3.29
1500	152				50	35				45				50
					2.91	2.74				3.58				3.68
1800	182					40				50				L(mm)
						3.17				4.10				R.C.

μF	V(Code) Code	φD	350 (2V)				400 (2G)				450 (2W)				500 (2H)			
			22	25	30	35	22	25	30	35	22	25	30	35	22	25	30	35
47	470										25				25			
											0.39				0.27			
68	680						25				30	25			30	25		
							0.47				0.50	0.50			0.35	0.35		
82	820		25				30	25			35	30			35	30		
			0.43				0.56	0.56			0.59	0.60			0.41	0.41		
100	101		30	25			30	25			40	35	25		40	35	30	
			0.51	0.51			0.61	0.61			0.69	0.70	0.68		0.47	0.48	0.50	
120	121		30	25			35	30	25		45	35	30	25	50	40	35	25
			0.55	0.55			0.72	0.73	0.75		0.80	0.77	0.80	0.82	0.57	0.56	0.59	0.56
150	151		35	30	25		40	35	30			45	35	30		45	40	30
			0.66	0.67	0.69		0.85	0.86	0.90			0.96	0.96	0.99		0.66	0.69	0.68
180	181		40	35	30		45	40	30	25		50	35	30		50	40	35
			0.77	0.78	0.82		0.98	1.00	0.99	1.01		1.10	1.05	1.08		0.75	0.76	0.79
220	221		50	40	30	25		45	35	30			40	35			45	40
			0.94	0.91	0.90	0.92		1.17	1.16	1.20			1.22	1.27			0.88	0.92
270	271			45	35	30		50	40	30			50	40			50	45
				1.07	1.06	1.10		1.35	1.36	1.33			1.49	1.48			1.02	1.07
330	331			50	40	30		45	35				45					50
				1.23	1.24	1.21		1.58	1.56				1.72					1.23
390	391				45	35				40			50					
					1.42	1.40				1.79			1.96					
470	471					40				45								
						1.62				2.07								
560	561					45				50								L(mm)
						1.86				2.36								R.C.