

Voltage Controlled Crystal Oscillator (VCXO)

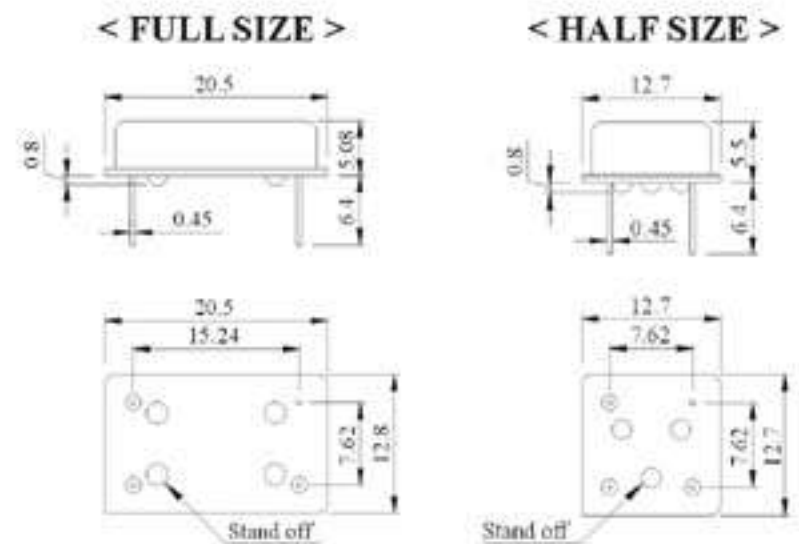
电压控制晶体振荡器

LOW FREQUENCY VCXO

High speed CMOS
High reliability and precision
Set top box
ADSL Modem



DIMENSIONS(Unit:mm) 外形尺寸

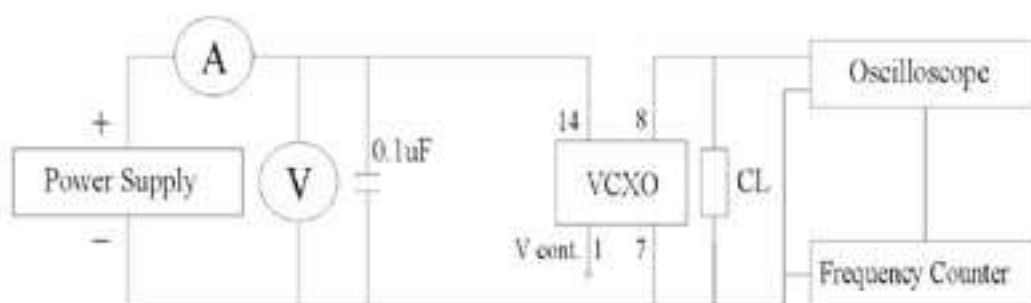


PARAMETERS 技术参数 (FVO 10 Series)

ELECTRICAL SPECIFICATIONS	
Frequency Range 频率范围	1.000MHz to 35.999MHz
Frequency Stability 频率稳定度	±25ppm ±50ppm ±100ppm (Standard)
	Inclusive of operating temperature range
Operating Temperature Range	0°C~+70°C
Storage Temperature Range	-40°C~+85°C
Input Voltage 输入电压	+5Vdc ±0.5V +3.3Vdc ±0.3V
Input Current 输入电流	30mA max. 20mA max.
0/1 Level 0/1 电平	+0.5V max./+4.5V min. +0.4V max./+3.0V min.
Pull Ability 压控范围	±100ppm min. (Typical) (At 2.5Volt 2V) ±100ppm min. (Typical) (At 1.65Volts 1.35V)
Linearity 线性度	±10% max. (Typical) ±10% max. (Typical)
Symmetry 占空比	60/40% or 40/60% (Typical)
Rise & Fall time 上升时间/下降时间	10nS max.
Start up time 起振时间	10mS max.
Fan out 输出负载	15pF//10TTL
Aging (at 25 °C) 老化率	±5ppm / Year max.

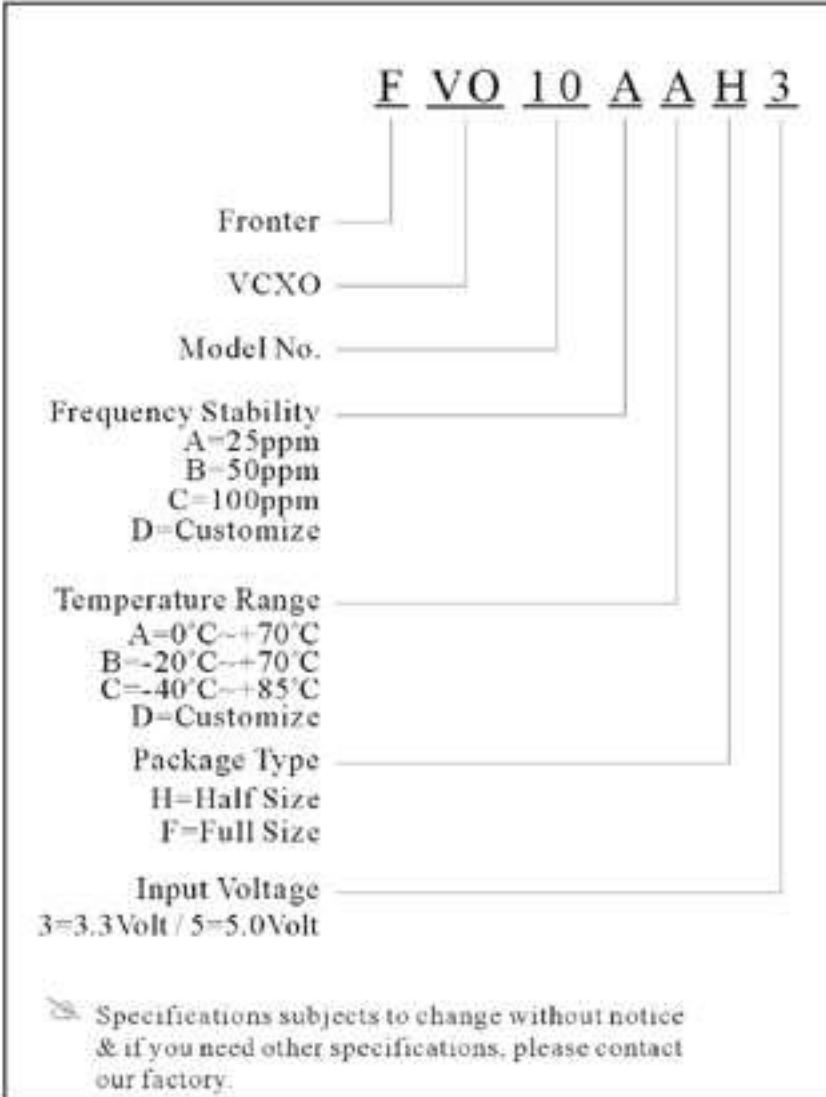
ENVIRONMENTAL & MECHANICAL SPECIFICATIONS	
Shock 抗冲击性能	FIL-STD-883C, Method 2002, Condition B
Vibration 抗振性能	FIL-STD-883C, Method 2007, Condition A
Solderability 焊接性能	FIL-STD-883C, Method 2003
Seal Integrity 密封性能	FIL-STD-883C, Method 1014, Condition C & A2
Marking 标记	FIL-STD-883C, Method 215

TEST CIRCUIT 测试原理图



NOTES: CL ... 15pF INCLUDES ALL STRAY AND SCOPE/FREQ CTR. LOADING CAPACITANCE

PART NUMBER GUIDE 部件号示例



WAVE FORM 波形图

