

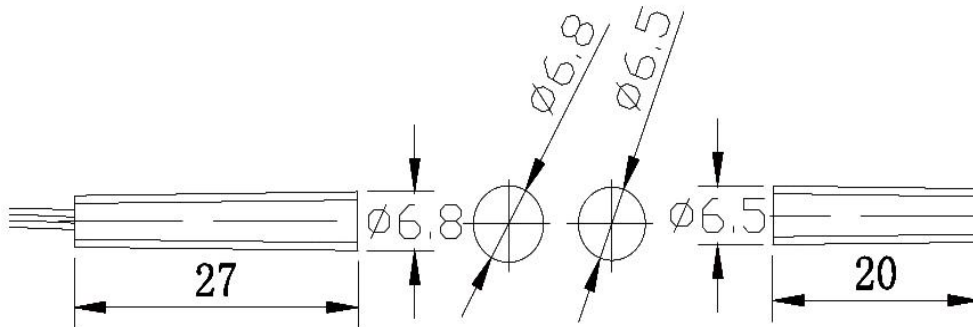



5C-34B SPECIFICATION

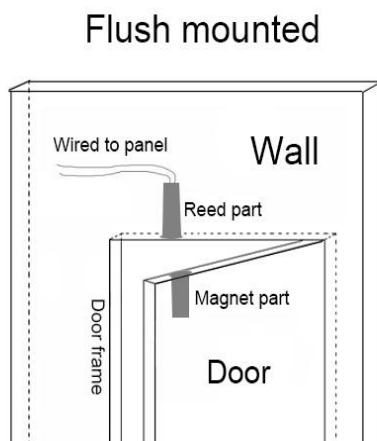
--	--	--

1.0 Parameter

Approved : CCC / CE / FCC / RoHS
 Contact type : NC——Switch ON when magnet nearby
 (NO / COM are available)
 Operating gap : $\geq 20\text{mm}$ (Undisturbed test)
 Max. switching voltage : 100V DC/AC
 Max. switching current : 0.5A
 operating load : 10W
 Working temperature : $-20\sim 80^{\circ}\text{C}$
 Working life : >100000 times
 Connection type : 350mm 1007/22# AWG
 Material : ABS
 Color : White / Brown
 Packaging : 20 sets/bag , 1500 sets/ctn
 G.W. : 29KGS
 Dimension (mm) :



2.0 Installation drawing



3.0 Introduction

Magnetic contact is widely used for alarm system(panel) to detect state of door. It consist of a reed switch part and a magnet part . When door closed, reed switch is effected by magnet and turn ON; when door open, reed switch is effected by magnet and turn OFF, trigger alarm.

4.0 Installation instruction

Surface/Roller shutter mounted should be fixed with screw or double faced tape.
 Flush mounted should be fixed in the hole between the door and door frame.
 Magnet part install on the edge of door, reed part install on the edge of door frame as close to magnet part as possible .
 Wired reed part to alarm system (panel).

5.0 Warning

Do not knock reed part when mounting.
 Magnetic contact should be used for doors/windows alarm only, please contact us for technical parameters confirming if used as a equipment switch.