

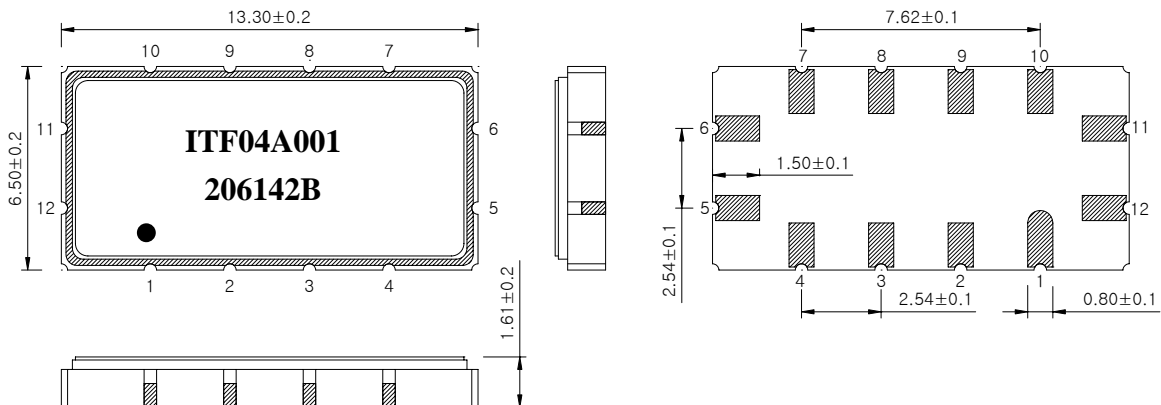
SAW Bandpass Filter 206142B



1. Features

- IF Bandpass Filter
- Low-Loss Filter
- Single-Ended Operation
- Ceramic Surface Mount Device (SMD) Package
- Maximum Storage Temperature Range : -40 °C ~ 85 °C
- Electrostatics Sensitive Device (ESD)

2. Package Dimensions



Package : S1365

Dimensions shown are nominal in millimeters

Body : Al₂O₃ Ceramic

Lid : Kovar, Ni Plated

Terminations : Au plating 0.3 ~ 1.0 um, Over a 1.27 ~ 8.89 um Ni Plating

| Pad Configuration | |
|-------------------|-------------|
| 11 | Input |
| 5 | Output |
| 6, 12 | Ground |
| Other | Case ground |



ITF Co., Ltd.
 102-901, Bucheon Technopark 364,
 Samjeong-Dong, Ojeong-Gu, Bucheon-City,
 Gyeonggi-Do, Korea 421-809

| | | |
|-----------|-------------|-----|
| Part No. | 206142B | |
| Rev. Date | 2004-04-27 | |
| Rev. | NJ3012-CS02 | 1/5 |

SAW Bandpass Filter 206142B



3. Specifications

Fo = 70 MHz


Terminating source impedance : 50Ω and matching network

Terminating load impedance : 50Ω and matching network

| | | Minimum | Typical | Maximum |
|--|--------|---------|---------|---------|
| Center Frequency | MHz | 69.85 | 70.0 | 70.15 |
| Insertion Loss | dB | - | 11.7 | 13.0 |
| 1dB Bandwidth | MHz | 9.3 | 9.5 | - |
| 3dB Bandwidth | MHz | 9.8 | 10.05 | - |
| 40dB Bandwidth | MHz | - | 11.9 | 12.3 |
| Amplitude Ripple (Fo +/- 4.5 MHz) | dB | - | 0.6 | 1.0 |
| Group Delay Variation (Fo +/- 4.5 MHz) | nsec | - | 60 | 120 |
| Absolute Delay | usec | - | 1.55 | - |
| Ultimate Rejection | dB | 40 | 45 | - |
| Temperature Coefficient of Frequency | ppm/°C | - | -86 | - |

Notes :

- 1) All specifications are based on the matching schematic shown below
- 2) All specifications are measured by Agilent Network analyzer and full 2 port calibration at room temperature
- 3) All attenuation measurements are measured relative to insertion loss

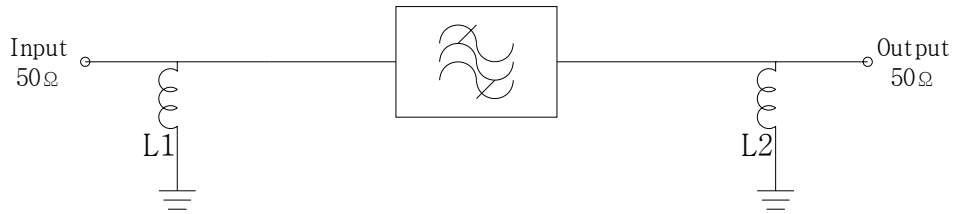
| | | | | |
|---|---|-----------|-------------|-----|
|  Integrated Technology Future | ITF Co., Ltd. 102-901, Bucheon Technopark 364, Samjeong-Dong, Ojeong-Gu, Bucheon-City, Gyeonggi-Do, Korea 421-809 | Part No. | 206142B | |
| | | Rev. Date | 2004-04-27 | |
| | | Rev. | NJ3012-CS02 | 2/5 |

SAW Bandpass Filter 206142B



4. Matching Schematic

(Actual matching values may vary due to PCB layout and parasitics)



L1 = 47 nH, L2 = 47 nH

5. Marking Configuration

ITF¹⁾ 04A001²⁾

206142B³⁾

●⁴⁾

1) Manufacturer name

2) Lot Number

3) Part Number

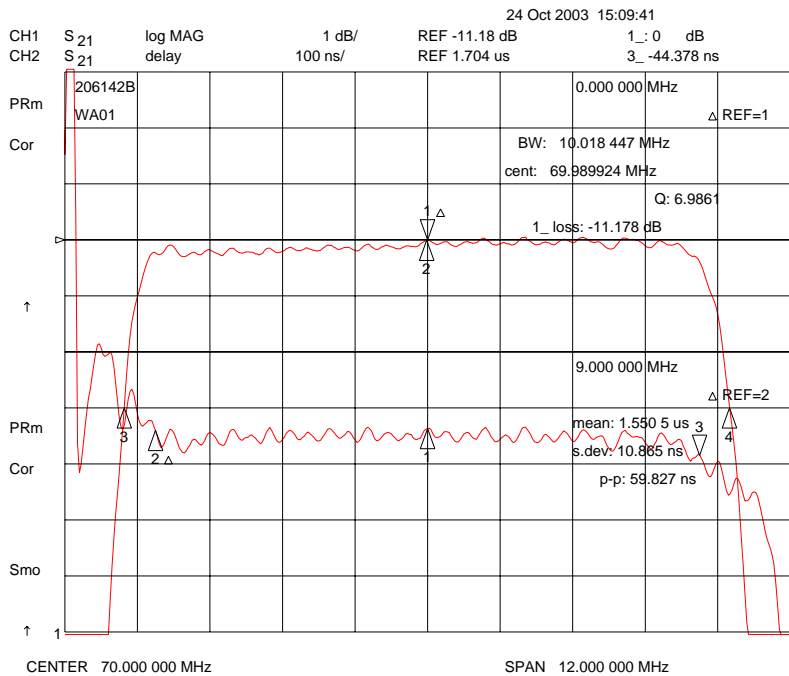
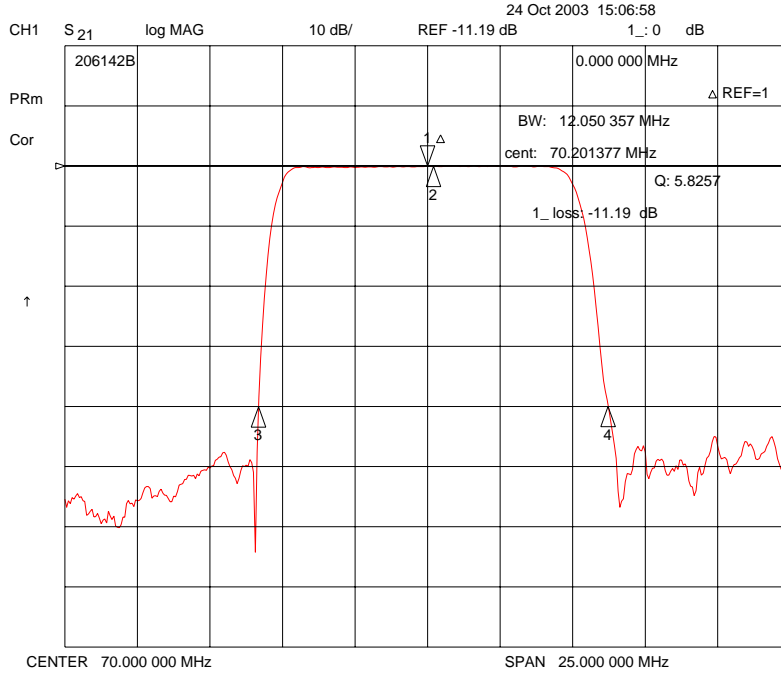
4) Pad Number 1 Index

| | | | | |
|--|---|-----------|-------------|-----|
| | ITF Co., Ltd. 102-901, Bucheon Technopark 364, Samjeong-Dong, Ojeong-Gu, Bucheon-City, Gyeonggi-Do, Korea 421-809 | Part No. | 206142B | |
| | | Rev. Date | 2004-04-27 | |
| | | Rev. | NJ3012-CS02 | 3/5 |

SAW Bandpass Filter 206142B



6. Typical Performance (at +25°C)



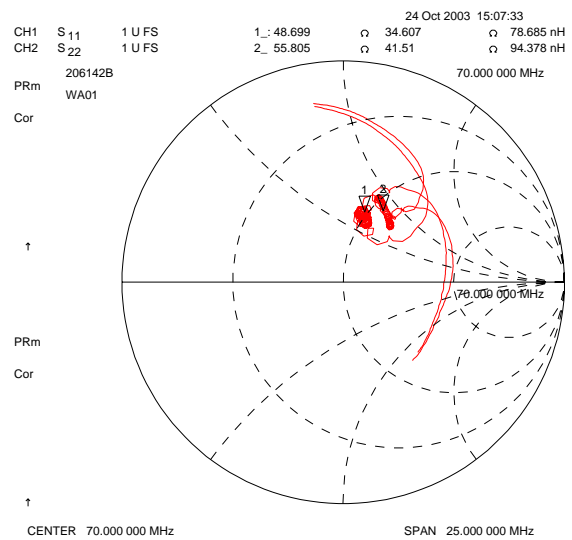
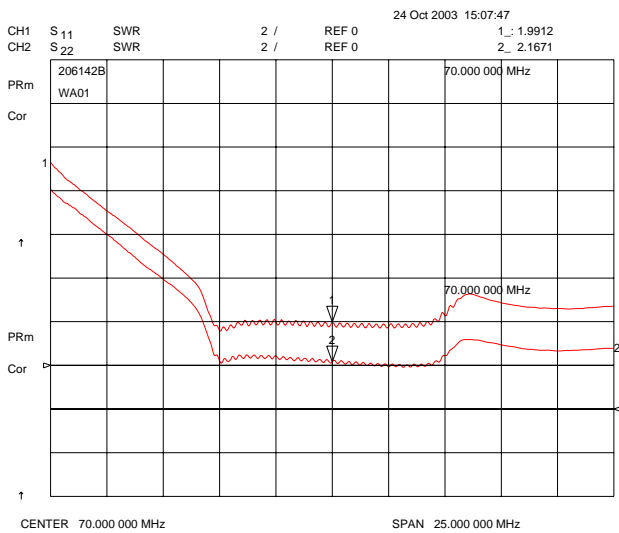
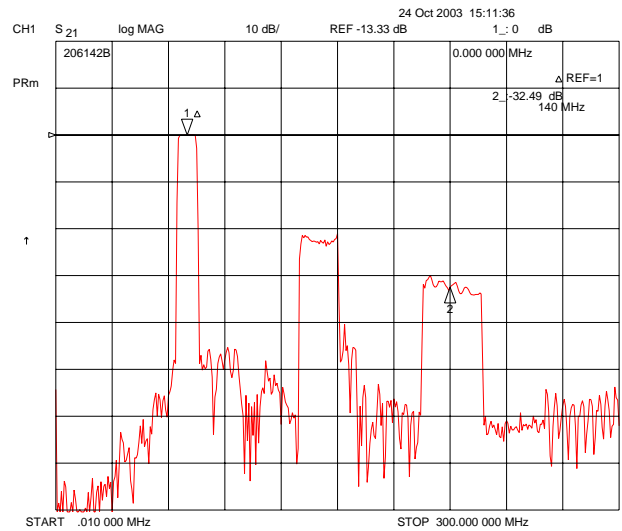
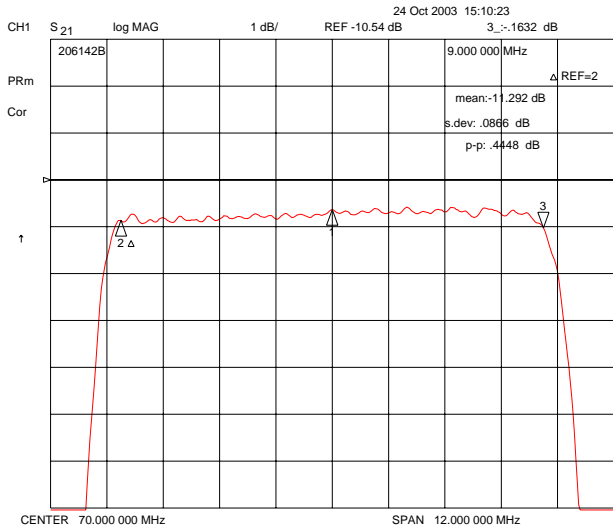
ITF Co., Ltd.
 102-901, Bucheon Technopark 364,
 Samjeong-Dong, Ojeong-Gu, Bucheon-City,
 Gyeonggi-Do, Korea 421-809

Part No. 206142B

Rev. Date 2004-04-27

Rev. NJ3012-CS02 4/5

SAW Bandpass Filter 206142B



ITF Co., Ltd.
102-901, Bucheon Technopark 364,
Samjeong-Dong, Ojeong-Gu, Bucheon-City,
Gyeonggi-Do, Korea 421-809

Part No. 206142B

Rev. Date 2004-04-27

Rev. NJ3012-CS02 5/5