

EE CORE

TYPE	FIG.	Dimensions(mm)					
		A	B	C	D	E	F
EE5/5/2	1	5.25±0.2	2.65±0.15	1.95±0.1	1.35±0.1	3.8min	2.0±0.15
EE6.3/6.7/1.2	1	6.3±0.3	3.35±0.1	1.2±0.2	1.75±0.2	4.2min	2.1±0.1
EE8.3/8/4	1	8.7±0.3	4.1±0.2	3.9±0.2	1.85±0.15	6.1min	3.1±0.2
EE10/11/5	1	10.2±0.3	5.5±0.15	4.85±0.2	2.5±0.15	7.5min	4.3±0.15
EE10/11/10	1	10.5±0.5	5.5±0.15	9.8±0.3	2.4±0.3	7.6min	4.3±0.2
EE12/13/4	1	11.9±0.4	6.5±0.3	3.7±0.2	2.5±0.2	8.6min	4.9±0.3
EE13/13/4	1	12.7±0.35	6.35±0.15	3.6±0.2	3.6±0.2	8.8min	4.65±0.15
EE13/12/6	1	13.0±0.4	6.0±0.15	6.0±0.15	2.6±0.2	9.8min	4.7±0.3
EE13/13/6	1	13.2±0.4	6.3±0.3	6.0±0.3	2.7±0.3	10.0min	4.7±0.3
EE13/13/10	1	13.2±0.4	6.3±0.3	9.8±0.3	2.7±0.3	9.8min	4.7±0.3
EE16/12/5	1	16.1±0.6	6.1±0/-0.3	4.7±0/-0.4	4.7±0/-0.3	11.45min	3.8±0.2
EE16/12/7	1	16.0±0.35	6.0±0.15	7.2±0.2	4.55±0.2	11.3min	3.85±0.15
EE16/14/7	1	16.0±0.5	7.3±0.3	6.7±0.3	4.0±0.3	11.8min	5.2±0.3
EE16/15/5	1	16.0±0.5	7.3±0.3	5.0±0.3	4.0±0.3	11.8min	5.2±0.3
EE16/16/5	1	16.2±0.6	8.1±0.3	4.5±0.3	4.5±0.3	11.4min	5.9±0.3
EE16/16/7	1	16.0±0.5	8.2±0.2	7.0±0.3	4.6±0.3	11.2min	6.0±0.2
EE16/16/8	1	16.0±0.7/-0.5	8.2±0/-0.3	8.2±0/-0.3	4.7±0/-0.3	11.3±0.6/-0	5.7±0.4/-0
EE16/25/5	1	16.0±0.4	12.5±0.2	4.8±0.2	4.0±0.2	11.7min	10.35±0.2
EE19/16/5	1	19.0±0.4	8.0±0.15	4.8±0.2	4.75±0.2	13.8min	5.8±0.15
EE19/16/7	1	19.2±0.3	8.2±0.2	6.7±0.3	4.7±0.2	14.4min	5.9±0.2
EE19/16/10	1	19.2±0.5	8.1±0.3	9.5±0.3	4.6±0.3	14.2min	5.8±0.3
EE19/20/5	1	19.1±0.5	9.9±0.25	5.0±0.5	4.55±0.5	14.0min	7.6±0.15
EE19/27/5	1	19.1±0.3	13.55±0.25	5.0±0.2	4.7±0.3	14.0min	11.15±0.35
EE20/20/6	1	20.0±0.5	10.1±0.3	5.7±0.3	5.7±0.3	14.1min	7.6±0.3
EE20/20/9	1	20.0±0.6	9.9±0.2	8.8±0.25	5.7±0.2	14.1min	7.2±0.2
EE20/20/11	1	20.0±0.4	10±0.15	10.8±0.3	5.7±0.2	14.1min	7.2±0.15
EE20/21/7	1	20.5±0.5	10.7±0.3	7.0±0.3	5.0±0.3	14.7min	7.0±0.3
EE20/28/5	1	20.1±0.5	13.9±0.3	4.8±0.3	4.8±0.3	14.6min	11.7±0.3
EE22/19/6	1	22.4±0.5	9.5±0.4	5.65±0.25	5.65±0.25	16.0min	5.6±0.4
EE22/30/6	1	22.0±0.4	15.0±0.4	5.75±0.25	5.75±0.25	15.6min	11.3±0.2
EE22/44/5	1	22.2±0.4	22.2±0.4	4.7±0.3	5.8±0.3	15.6min	18.2±0.2

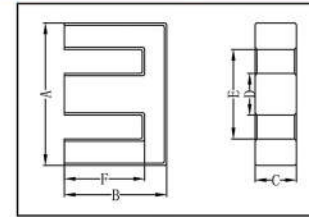
EE CORE

FIG.1

Cl (mm ³)	Ae (mm ²)	Le (mm)	Ve (mm ³)	AL ± 25%(nH/N ²)						Weight g/PRS
				FW40	FW44	FW95	FW5K	FW7K	FW10K	
5.01	2.53	12.68	32.1	250	260	290	400	530	960min	0.20
6.17	2.31	14.27	33.0	200	210	240				0.18
2.75	7.00	19.20	134.0	550	555	650	1200	1300	1500min	0.70
2.23	11.81	26.30	310.6	800	850	1000	1700	2000	2300min	1.50
1.1	23.10	26.40	611.6	1900	1900					3.20
3.19	9.25	29.55	352.3						3000min	1.80
2.34	12.68	29.62	375.5	800	800	1000	1530	1780	2240min	1.90
1.92	15.90	30.61	486.8	980	980	1150	1500	1750	2150min	1.20
1.86	16.20	30.20	586.0	1000	1000	1500	2200	2700	3100min	2.70
1.13	26.46	29.95	975.0	2200	2330					3.50
1.52	19.28	29.39	566.8	1160	1200	1450				2.92
0.93	31.62	29.36	928.3	2010	2050	2500				4.80
1.44	26.20	37.90	993.0	1130	1220	1500				4.60
1.8	19.00	34.80	670.0	1100	1170	1250	2400	2800	3200min	3.30
1.87	20.10	37.60	754.0	1000	1070	1320	2300	2800	3200min	3.90
1.05	34.20	38.40	1033.4	1200						5.80
1.03	36.33	37.56	1364.7	1900	1950	2400				6.86
2.78	20.01	55.67	1114.0	800	770					5.10
1.79	22.28	39.81	886.9	1150	1200	1450	1950	2300	3300min	4.40
1.34	30.30	40.80	1236.0	1500	1520	1850				6.30
0.9	44.50	39.90	1777.5	1700	2250	2800				9.20
2.08	22.90	47.60	1090.0	950	1060	1320				6.80
2.78	22.40	62.20	1393.0	830	860	1100	1800	2300	2800min	7.00
1.38	31.00	43.00	1340.0	1250	1600	1950				7.50
0.96	48.06	46.32	2226.0	2170	2220	2800				
0.77	60.46	46.39	2804.6	2800	2900	3600				14.2
1.20	39.29	47.09	1850.2	1600	1650	2070	3600	4200	5800min	9.70
2.55	24.50	62.74	1541.8	860	880	1130	2800	3500	4200min	8.40
1.29	31.92	41.22	1749.2	1790	1900	2350	3900	4700	5600min	7.00
1.82	35.00	63.60	2220.0	1300	1230	1570	2800	3500	4200min	11.1
3.15	29.60	93.20	2757.0	650	750	970				13.80

EE CORE



TYPE	FIG.	Dimensions(mm)					
		A	B	C	D	E	F
EE23/18/8	1	23.0±0.4	9.0±0.15	8.2±0.2	7.2±0.2	16.6min	5.4±0.15
EE25/20/6	1	25.4±0.5	10.0±0.3	6.4±0.3	6.0±0.3	18.5min	7.0±0.3
EE25/14/14	1	25.00±0.4	7.25±0.15	13.8±0.30	7.2±0.25	17.6min	2.05±0.15
EE25/18/11	1	25.05±0.75	9.0±0.25	10.75±0.3	7.25±0.25	17.8min	5.4±0.25
EE25/25/9	1	25.05±0.75	12.55min	8.85±0.25	7.25±0.25	17.5min	9.0min
EE25/26/7	1	25.05±0.75	12.55±0.25	7.2±0.3	7.25±0.25	17.5min	8.95±0.25
EE25/26/11	1	25.05±0.5	12.55±0.15	10.75±0.3	7.25±0.25	17.5min	8.95±0.15
EE25/32/6	1	25.4±0.5	16.3±0.4	6.3±0.3	6.3±0.3	18.6min	13.3±0.4
EE26/22/11	1	26.7±0.5	10.8±0.3	11.0±0.3	7.2±0.3	19.0min	6.8±0.3
EE28/21/11	1	28.40±0.5	10.30±0.2	10.70±0.3	7.20±0.3	20.0min	6.30±0.2
EE28/34/11	1	28.2±0.5	17.1±0.3	10.4±0.3	7.1±0.3	18.9min	12.8±0.4
EE30/26/11	1	30.0±0.5	13.2±0.2	10.7±0.3	10.7±0.3	19.8min	8.1±0.2
EE30/30/7	1	30.0±0.7	15.0±0.2	7.05±0.25	6.95±0.25	19.6min	10.0±0.2
EE32/33/9	1	32.1±0.6	16.7±0.15	9.15±0.3	9.2±0.3	22.7min	11.5±0.15
EE32/32/11	1	32.1±0.6	16.1±0.15	10.45±0.3	9.2±0.3	23.2±0.6	11.75±0.15
EE33/28/13	1	33.0±0.6	14.0±0.3	13.0±0.6	9.7±0.3	22.8min	9.6±0.3
EE33/48/13	1	33±0.65	23.7±0.15	12.7±0.35	9.7±0.3	23.8min	19.2±0.15
EE35/29/10	1	35.0±0.5	14.5±0.25	10.0±0.4	9.5±0.3	25.0min	10.0±0.3
EE35/35/10	1	35.0±0.6	17.5±0.3	10.0±0.3	10.0±0.3	24.5min	12.5±0.3
EE40/35/12	1	40.0±0.7	17.5±0.4	11.7±0.4	11.5±0.4	27.2min	10.6±0.4
EE41/34/13	1	40.6±0.6	16.5±0.3	12.5±0.3	12.5±0.3	28.6min	10.5±0.3
EE42/42/15	1	42.1±0.9	21.2±0.4	14.9±0.3	12.0±0.3	29.5min	15.4±0.3
EE42/42/20	1	42.1±0.9	21.2±0.4	19.9±0.3	12.0±0.3	29.5min	15.4±0.3
EE51/54/12	1	50.5±1.0	26.8±0.2	12.0±0.3	16.0±0.25	33.9min	18.8±0.2
EE55/55/17	1	55.0±1.0	27.5±0.3	17.0±0.7	16.7±0.3	37.0min	18.8±0.3
EE55/55/21	1	55.0±1.0	27.7±0.3	20.9±0.5	16.9±0.3	37.5min	18.8±0.3
EE56/55/25	1	56.5±1.0	27.8±0.3	24.8±0.3	16.85±0.3	37.5min	19.0±0.3
EE65/65/20	1	65.4±1.6	32.6±0.6	19.8±0.7	19.8±0.7	44.2min	22.6±0.6
EE65/65/27	1	65.4±1.6	32.6±0.6	27.0±0.6	19.8±0.7	44.2min	22.6±0.6
EE70/66/32	1	70.0±1.5	33.0±0.3	31.75±0.8	21.5±0.6	48.0min	22.5±0.3
EE80/76/20	1	80.5±1.5	38.0±0.4	20.0±0.5	20.0±0.4	60.0min	28.0±0.3

EE CORE

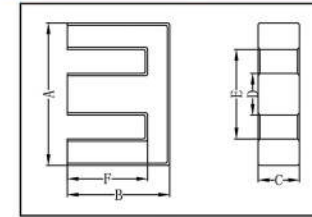


FIG.1

Cl (mm ²)	Ae (mm ²)	Le (mm)	Ve (mm ³)	AL ± 25%(nH/N ²)						Weight g/PRS
				FW40	FW44	FW95	FW5K	FW7K	FW10K	
0.72	59.00	42.60	2548.0	2500						13.50
1.28	38.40	49.50	2131.0	1900	1650	2070	4100	5100	6000	10.70
0.29	99.36	29.40	4414.0	4800						22.00
0.56	77.30	43.60	3371.0	3200						20.30
0.93	62.69	58.51	3667.9	2350	2430	3100				19.00
1.06	54.00	57.60	3267.0	1900	1980	2500				13.50
0.75	76.99	57.81	4451.0	3000	3100	3950				22.40
1.90	40.40	76.70	3097.0	1300	1300		2800	3600	4300	15.50
0.62	79.20	49.80	4578.0	3600	3600					22.00
0.63	77.00	48.80	4534.0	3500	3690	4630				24.00
0.99	73.84	73.65	6888.0	2400	2500	3230				35.00
0.53	110.00	57.80	6358.0	4100	4230	5370				35.00
1.28	48.90	63.00	4561.0	2300	1750	2240	4600			23.60
0.88	85.44	75.08	6414.5	2700	2800	3600	5050	6100	7600min	32.60
0.80	93.47	74.91	7001.8	2950	3100	3950				35.20
0.56	118.83	66.50	7901.8	3900	4040	5170				40.60
0.92	114.88	105.47	12115.9	2750	2850	3700				60.60
0.70	98.60	69.20	6820.0	2593	2684	3430	5550	6700	8400min	33.20
0.81	99.69	84.77	8047.5	2950	3050	3950				40.80
0.55	141.80	78.68	11161.0	4300	4390	5660				59.00
0.52	149.22	77.41	11551.4	4400	4560	5870	8890	10800	13300min	59.30
0.60	180.00	97.80	17600.0	3800	4560	5940				88.00
0.40	242.00	97.80	24698.0	5000	6070	7900				120.00
0.62	192.00	118.80	22866.0	4700	4500					120.00
0.428	283.00	121.00	37810.0	5500	3700					178.00
0.35	354.00	123.00	43542.0	6500	7350	9660				223.00
0.29	417.00	122.00	58446.0	7770						308.00
0.40	378.90	147.00	58655.0	5400	5900	7840				285.00
0.274	540.00	147.00	79000.0	7900	9700	12800				410.00
0.208	700.00	145.50	101900.0	12800	12200	16100				530.00
0.446	399.00	183.50	73150.0	4500	5880	7840				368.00

EE CORE

TYPE	FIG.	Dimensions(mm)					
		A	B	C	D	E	F
EE85/87/26	1	85.0±1.2	43.5±0.5	26.0±0.6	26.4±0.6	56.0min	30.5±0.5
EE85/88/32	1	85.0±1.5	44.0±1.0	31.5±0.5	26.8±0.5	55.0min	29.0±1.5/-0
EE100/120/28	1	100.0±2.0	60.0±0.6	28.0±1.0	28.0±1.0	71.5min	46.5±1.2
EE110/110/36	1	110.0±2.0	55.0±0.6	36.0±1.0	36.0±1.0	75.0min	38.0±0.2
EE110/114/18.5	1	110.0±2.5	57.0±0.5	18.5±0.5	36.0±0.4	110.0±2.5	39.0±0.5
EE118/173/35	1	118.0±1.5	86.5±0.5	35.0±0.4	35.0±0.4	118.0±1.5	69.0±0.5
EE120/90/30	1	120.0±1.5	45.0±0.5	30.0±0.5	29.0±0.5	88.0±1.5	30.0±0.5
EE128/128/40	1	128.0±2.0	64.0±0.5	40.0±0.5	40.0±0.5	88.0±1.5	44.0±0.5
EE130/128/40	1	130.0±2.0	64.0±0.5	40.0±0.5	40.0±0.5	90.0±1.5	44.0±0.5
EE140/136/40	1	140.0±2.0	68.0±0.5	40.0±0.5	40.0±0.5	100.0±1.5	48.0±0.5
EE160/160/40	1	160.0±2.5	80.0±0.75	40.0±0.5	40.0±0.5	116.0±1.5	60.0±0.75
EE160/170/40	1	160.0±2.5	85.0±0.75	40.0±0.5	40.0±0.5	116.0±1.5	65.0±0.75
EE160/250/40	1	162.0±3.0	125.0±0.5	40.0±0.5	58.0±1.5	101.0±1.5	95.0±0.5
EE180/250/40	1	180.0±3.0	125.0±0.5	40.0±0.5	60.0±1.5	120.0±2.5	95.0±0.5
EE188/154/27	1	188.0±2.5	77.0±1.0	27.0±0.5	54.0±1.3	126.0±2.5	49.0±1.0
EE188/154/54	1	188.0±2.5	77.0±1.0	54.0±0.5	54.0±1.3	126.0±2.5	49.0±1.0
EE193/158/30	1	193.0±4.0	79.0±1.0	30.0±0.5	59.0±2.0	132.0±2.5	49.0±1.0
EE200/160/40	1	200.0±4.0	80.0±1.0	40.0±0.5	40.0±0.7	158.0±3.0	60.0±1.0
EE210/190/40	1	210.0±4.0	95.0±0.5	40.0±0.5	60.0±1.0	150.0±3.0	65.0±0.5
EE230/188/28	1	230.0±4.0	94.0±1.0	28.0±0.5	60.0±1.5	172.0±3.0	63.0±1.0
EE240/232/40	1	240.0±4.0	116.0±4.0	40.0±0.5	60.0±2.0	176.0±3.0	86.0±4.0
EE250/226/40	1	250.0±4.0	113.0±0.5	40.0±0.5	60.0±2.0	186.0±3.0	83.0±0.5
EE260/182/40	1	260.0±4.0	91.0±0.5	40.0±0.5	59.0±2.0	200.0±4.0	63.0±0.5
EE320/320/40	1	320.0±6.0	160.0±0.5	40.0±0.5	80.0±2.0	236.0±4.0	120.0±0.5
EE480/320/40	1	480.0±7.0	160.0±0.5	40.0±0.5	80.0±2.0	400.0±6.0	120.0±0.5
EE640/320/40	1	640.0±10/-5	160.0±0.5	40.0±0.5	80.0±1.5	560.0±6.0	120.0±0.5

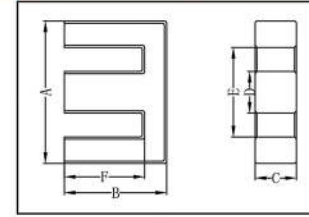
EE CORE

FIG.1

Cl	Ae	Le	Ve	AL ± 25% (nH/N ²)						Weight g/PRS
				FW40	FW44	FW95	FW5K	FW7K	FW10K	
0.27	686.00	196.30	145320.0	7500						700.00
0.218	844.00	184.00	184098.0	11800						880.00
0.349	775.00	271.00	222726.0	10000						1028.00
0.19	1282.00	243.10	311810.0	10000						1796.50
0.375	666.00	250.00	174270.0	7000						830.00
0.31	1225.00	375.00	487480.0	8500						2320.00
0.255	870.00	223.00	217800.0	10200						1050.00
0.177	1600.00	284.00	486400.0	14000						2330.00
0.179	1600.00	286.00	489600.0	14000						2340.00
0.195	1600.00	312.00	531200.0	13000						2550.00
0.235	1600.00	376.00	659200.0	10800						3160.00
0.247	1600.00	396.00	692800.0	10500						3320.00
0.219	2320.00	511.00	1293200.0	12000						6250.00
0.22	2400.00	530.00	1344000.0	13091						6451.00
0.239	1458.00	349.00	591192.0	10700						2830.00
0.118	2916.00	349.00	1182384.0	21500						5650.00
0.201	1770.00	358.00	700200.0	13000						3370.00
0.261	1600.00	418.00	713600.0	10000						3420.00
0.183	2400.00	440.00	1128000.0	13750						5400.00
0.27	1680.00	454.00	815584.0	9500						3900.00
0.229	2400.00	550.00	1429120.0	11300						6850.00
0.228	2400.00	548.00	1423460.0	11300						6830.00
0.20	2360.00	481.00	1182160.0	12300						5670.00
0.236	3200.00	756.00	2598400.0	11000						12400.00
0.2875	3200.00	920.00	3072000.0	8750						14700.00
0.33	3200.00	1080.00	3584000.0	8595						17203.00