



Quartz Crystal - HC-49S - H3.2

Pin Type - 11.5 x 4.6 x 3.2mm

• Features

- Low cost & wide applications
- Tight tolerance and Stability
- RoHS compliant

• General Specification

Type	HC-49S - H3.2
Frequency Range	3.200MHz to 90.000MHz
Frequency Tolerance at 25°C	± 10ppm to ± 100ppm *
Frequency Stability	± 10ppm to ± 100ppm *
Operating Temperature	-10°C to +60°C *
Load Capacitance	6pF to 32pF / Series
Shunt Capacitance	7pF max *
Storage Temperature	-40°C to +85°C *
Drive Level	100µW *
Aging	± 5ppm max first year *

* Can be changed according to Customer's requirement.

• Drive Level Codes (µW)

A = 100	B = 200	D = 50	E = 300	G = 500	I = 10
---------	---------	--------	---------	---------	--------

• Load Capacitance Codes

12pF = A	12.5pF = B	14pF = C	16pF = D	17pF = E	18pF = F
20pF = G	25pF = H	30pF = I	32pF = J	33pF = K	Series = L
13pF = M	27pF = N	50pF = O	10pF = P	15pF = Q	22pF = R
15.8pF = S	8.5pF = T	8.2pF = U	40pF = V	9pF = W	11pF = X
13.8pF = Y	19.6pF = Z	6pF = a	7pF = d	8pF = e	19pF = f

• Operating Temperature Codes (°C)

A = -10 to +60	B = -20 to +70	C = -10 to +70	I = -40 to +85	X = -30 to +80	W = -10 to +50
----------------	----------------	----------------	----------------	----------------	----------------

• Frequency Tolerance & Frequency Stability Codes (ppm)

P = ±10	S = ±20	T = ±30	U = ±50	V = ±100	W = ±5
---------	---------	---------	---------	----------	--------

Pls contact us for the parameters you could not find in these tables.

Quartz Crystal - HC-49S - H3.2

• Frequency Stability vs. Operating Temperature

	± 10ppm	± 20ppm	± 30ppm	± 50ppm	± 100ppm
-10°C - +60°C	⊙	⊙	●	⊙	⊙
-10°C - +70°C	⊙	⊙	●	⊙	⊙
-20°C - +70°C	⊙	⊙	●	●	⊙
-40°C - +85°C			⊙	●	⊙

⊙ Available ● Standard

• ESR (Series Resistance Rs) vs Standard Frequency, Vibration Mode & Codes

Frequency Range (MHz)	ESR Max (Ω)	Code	Vibration Mode	Code
3.200 - 3.579	250	a	AT Fund	A
3.580 - 4.000	150	1	AT Fund	A
4.001 - 5.000	120	2	AT Fund	A
5.001 - 6.000	100	0	AT Fund	A
6.001 - 7.000	80	2	AT Fund	A
7.001 - 8.000	60	4	AT Fund	A
8.001 - 9.999	60	1	AT Fund	A
10.000 - 13.999	50	2	AT Fund	A
14.000 - 35.328	40	4	AT Fund	A
24.000 - 34.999	100	b	3rd OT	a3
35.000 - 90.000	80	0	3rd OT	a3

Remark: ESR can be adjusted to other frequencies than typical mentioned. In such case, please approach Company for verification.

• Marking

Frequency + N (Company brand: Newxtal) + Date code (Year Code + Month Code)

Year Code:

2012	2013	2014	2015	2016	2017	2018	2019	2020	2021	2022	2023
12	13	14	15	16	17	18	19	20	21	22	23

Month Code:

Jan	Feb	March	April	May	June	July	Aug	Sept	Oct	Nov	Dec
A	B	C	D	E	F	G	H	I	J	K	L

For Example: 8.000N16I

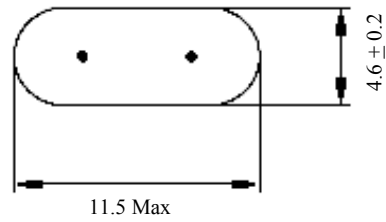
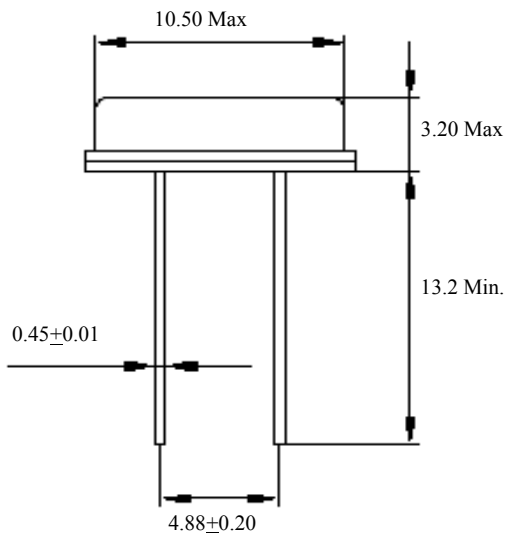
Quartz Crystal - HC-49S - H3.2

Ordering Information

Drive Level	Load Capacitance	Operating Temperature	Frequency Tolerance	Frequency Stability	ESR	Type	Vibration Mode	Frequency	Lead-free	Packing
(μ W)	(pF)	($^{\circ}$ C)	(ppm)	(ppm)	(Ω)			(MHz)		
See Tables						F = HC-49S, H3.2	See Table	xx.xxxM	LF	Blank=bulk
100	20	-10 to +60	± 30	± 30	60		AT Fund		Lead-free	
A	G	A	T	T	4	F	A		LF	

For Example: **AGATT4EA-8.000MLF**

Dimensions

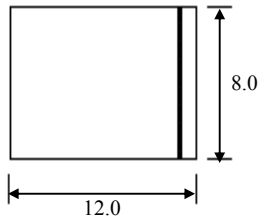


in mm

Quartz Crystal - HC-49S - H3.2

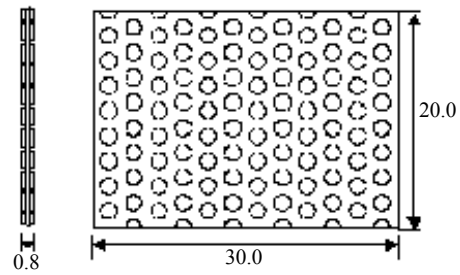
Bulk Packing Specification

1. Plastic Bag:



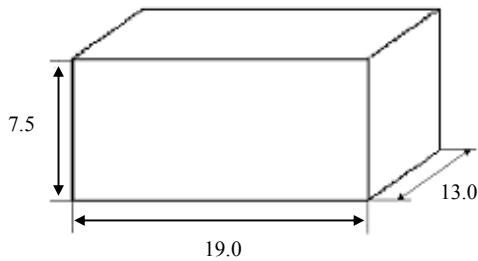
A plastic bag contains: 200pcs

2. Bubbles Bag



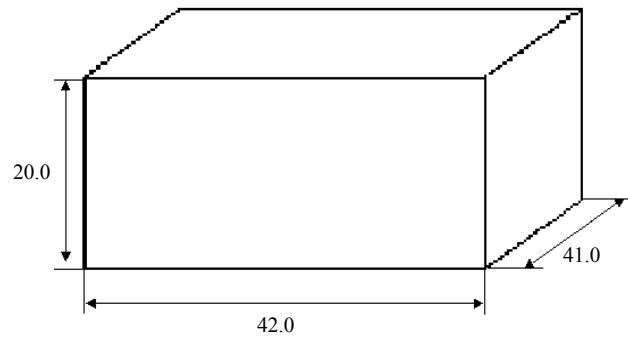
A bubbles bag contains: 10 plastic bags - 2,000pcs

3. Inside Paper Box



An inside box contains: 1 bubbles bag - 2,000pcs

4. Outside Paper Carton



An outside carton contains: 10 inside boxes - 20,000pcs

in cm

Wave Soldering Profile

