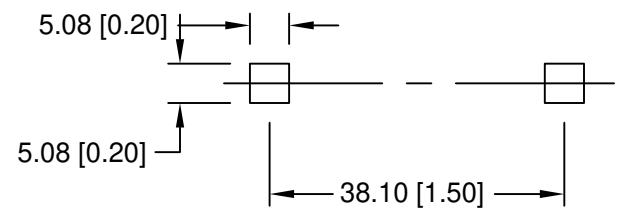
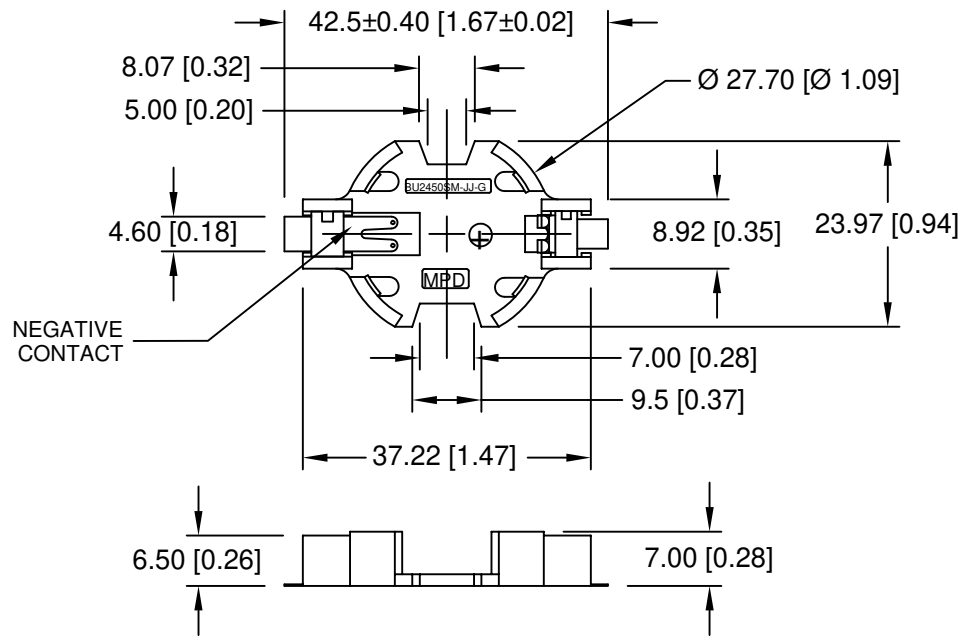



Date	SYM	REVISION RECORD	AUTH	DR.	CK.
08/11/06	A	UPDATED DIMENSIONS	T.B.	B.S.	
5/26/07	B	ADDED DROP TEST RESULT	T.B.	B.S.	
6/09/07	C	ADDED PCB LAYOUT UPDATED ALL DIMENSIONS	T.B.	B.S.	
6/15/07	D	DIM. 6.50 WAS 6.7 DIM. 7.00 WAS 6.99	T.B.	B.S.	
1/11/08	E	ADDED DIM Ø 27.70	T.B.	B.S.	



PCB LAYOUT

SPECIFICATIONS:

- * Holder material- Zenite 6130, 30% glass reinforced Liquid Crystal Polymer resin, UL File No. E69939
- * Color: Pale Golden Rod
- * Contacts : 0.020" thick PHOS-BRONZE, GOLD FLASH
- * Temperature range: -40°C to +315°C
- * Vibration Test: 10-50-10 Hz swept in 60 seconds
X,Y,Z direction: 1 hour each direction
- * Result: No dislodgement of the cell or damage
No discontinuity over 10 micro-seconds
- * Shock Test: Half sine wave acceleration 150G. 6 micro-seconds
3 shock pulses each direction per axis, total of 18 pulses
- * Result: No evidence of physical damage
- * Drop Test: 1 meter
- * Result: No dislodgement of the cell or damage
- * ROHS COMPLIANT

Tolerance (Except as noted)	 Memory Protection Devices, Inc 200 Broad Hollow Road, Farmingdale, New York 11735	Scale	Drawn By B.S.
			Approved By T.B.
decimal ±.5 (.020)	Title SURFACE MOUNT CR2450 BATTERY HOLDER		
Fractional ± .8 (.030)		Date 1/11/08	Drawing Number BU2450SM-JJ-G
Angular ± 3°			