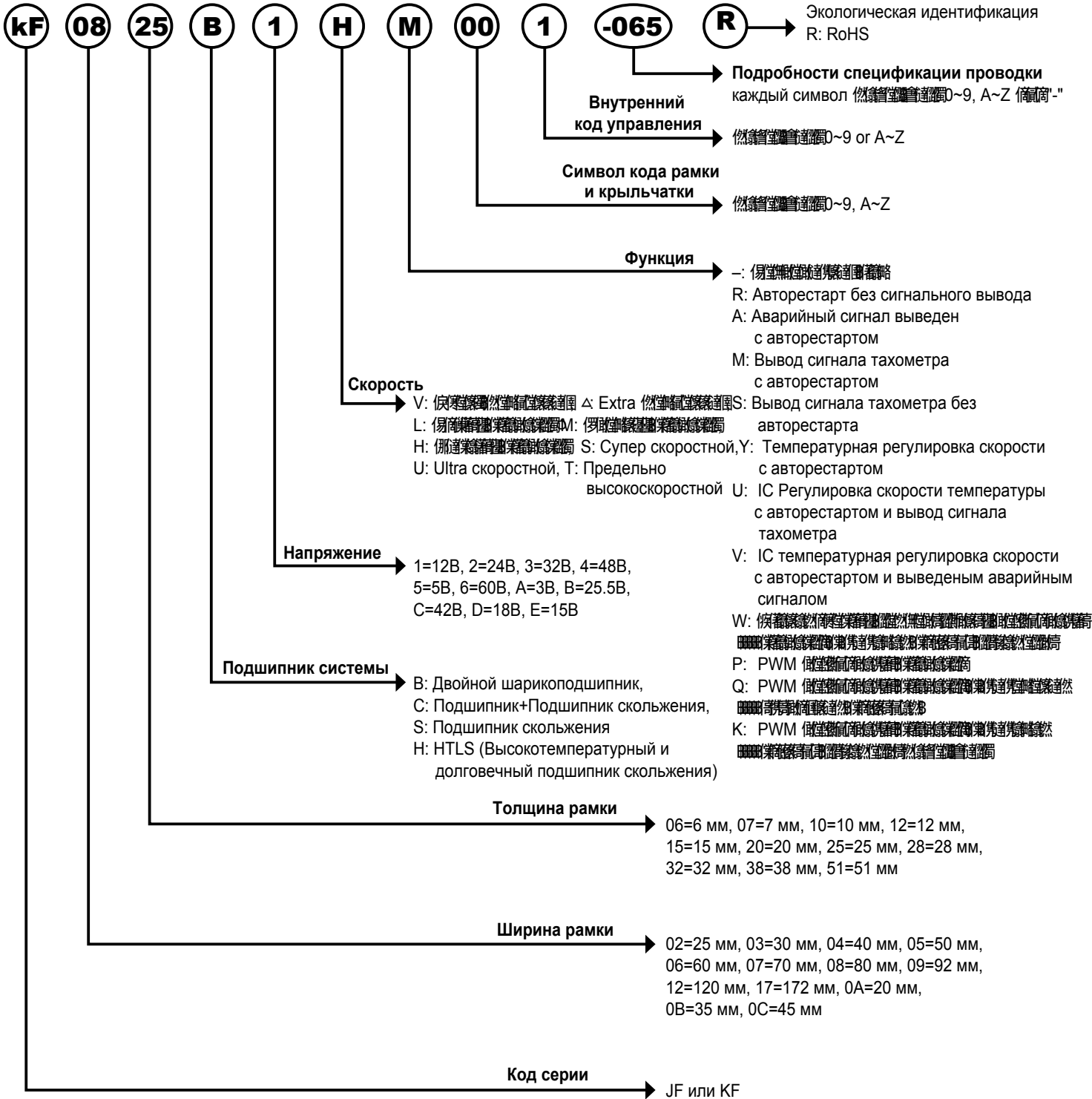


Техническая информация

Парт Номер



60X60X15 mm

KF0615-01 Series

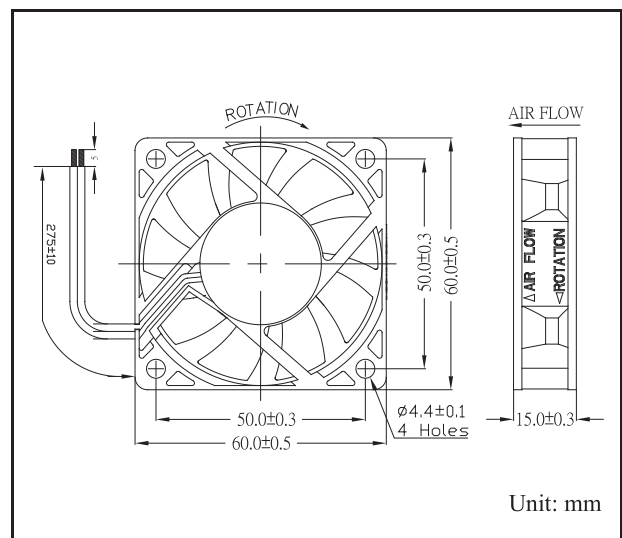
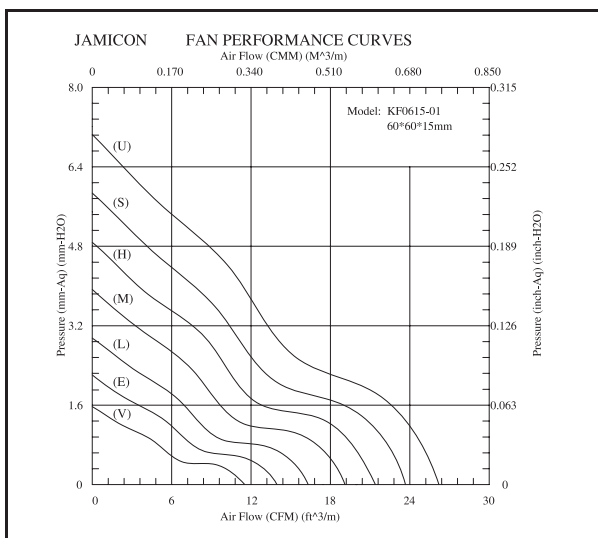


- **Frame** : Plastic Material UL 94V-0
- **Impeller** : Plastic Material UL 94V-0
- **Speed Range** : ±10%

SPECIFICATIONS											
Model	Bearing	Rated Voltage (V)	Operating Voltage (V)	Air Flow (CFM)	Static Pressure (inchH ₂ O)	Speed (R.P.M.)	Input Current (Amp)	Input Power (Watt)	Nominal Power (Watt)	Noise (dBA)	Weight (g)
KF0615-5MR	B, H	5	4.25 ~ 5.75	19.10	0.155	4000	0.42	2.10	2.4	30.0	37
KF0615-5L	B, H, S			16.31	0.116	3500	0.23	1.15	1.3	26.8	
KF0615-5E	B, H, S			13.96	0.087	3000	0.16	0.80	0.9	23.0	
KF0615-5V	B, H, S			11.53	0.062	2500	0.10	0.50	0.6	20.1	
KF0615-1UR	B, H	12	10.2 ~ 13.8	26.20	0.278	5500	0.24	2.88	3.1	38.5	
KF0615-1S				23.67	0.231	5000	0.20	2.40	2.5	36.5	
KF0615-1H	B, H, S			21.40	0.192	4500	0.19	2.28	2.3	33.1	
KF0615-1M	B, H, S			19.10	0.155	4000	0.15	1.80	1.9	30.0	
KF0615-1L	B, H, S	16.31	0.116	3500	0.10	1.20	1.3	26.8			
KF0615-1E	B, H, S	13.96	0.087	3000	0.08	0.96	1.0	23.0			
KF0615-1V	B, H, S	11.53	0.062	2500	0.06	0.72	0.8	20.1			
KF0615-2UR	B, H	24	20.4 ~ 27.6	26.20	0.278	5500	0.18	4.32	4.6	38.5	
KF0615-2S				23.67	0.231	5000	0.15	3.60	3.7	36.5	
KF0615-2H	B, H, S			21.40	0.192	4500	0.12	2.88	3.0	33.1	
KF0615-2M	B, H, S			19.10	0.155	4000	0.09	2.16	2.3	30.0	
KF0615-2L	B, H, S	16.31	0.116	3500	0.07	1.68	1.7	26.8			
KF0615-2E	B, H, S	13.96	0.087	3000	0.05	1.20	1.4	23.0			
KF0615-2V	B, H, S	11.53	0.062	2500	0.04	0.96	1.2	20.1			

Specifications subject to change without notice

The 7TH character of Model No means the bearing code. Please refer to the page "PART NUMBER SYSTEM". Please contact us for detail if your request bearing system is not shown in the above list.



60X60X15 mm

KF0615-02 Series



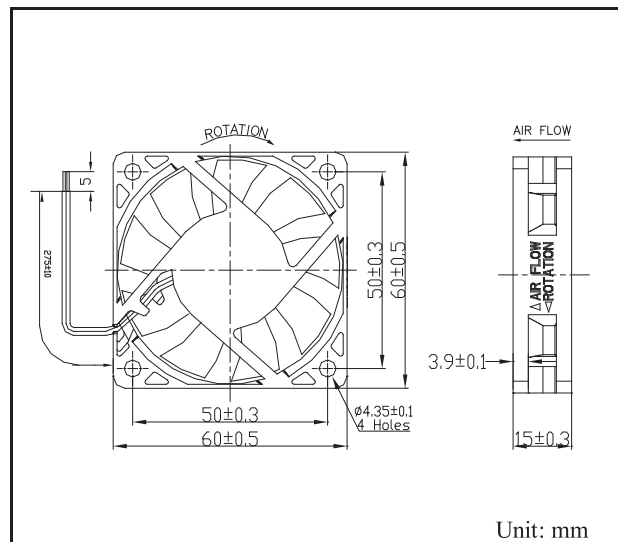
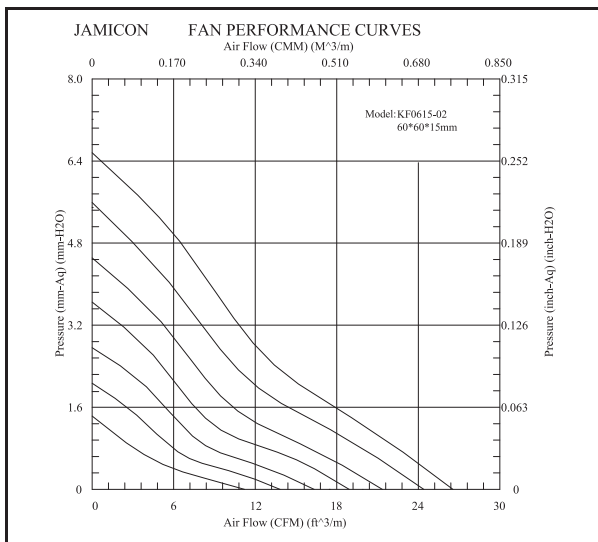
- **Frame** : Plastic Material UL 94V-0
- **Impeller** : Plastic Material UL 94V-0
- **Speed Range** : ±10%

SPECIFICATIONS

Model	Bearing	Rated Voltage (V)	Operating Voltage (V)	Air Flow (CFM)	Static Pressure (inchH ₂ O)	Speed (R.P.M.)	Input Current (Amp)	Input Power (Watt)	Nominal Power (Watt)	Noise (dBA)	Weight (g)
KF0615-5MR	B, H	5	4.25~5.75	18.78	0.14	4000	0.42	2.10	2.4	30.0	36
KF0615-5L	B, H, S			16.33	0.11	3500	0.23	1.15	1.3	26.9	
KF0615-5E	B, H, S			13.83	0.08	3000	0.16	0.80	0.9	22.8	
KF0615-5V	B, H, S			11.21	0.06	2500	0.10	0.50	0.6	21.5	
KF0615-1UR	B, H	12	10.2~13.8	26.54	0.26	5500	0.24	2.88	3.1	39.7	
KF0615-1S				24.40	0.22	5000	0.20	2.40	2.5	35.7	
KF0615-1H	B, H, S			21.35	0.18	4500	0.19	2.28	2.3	33.1	
KF0615-1M	B, H, S			18.78	0.14	4000	0.15	1.80	1.9	30.0	
KF0615-1L	B, H, S	16.33	0.11	3500	0.10	1.20	1.3	26.9			
KF0615-1E	B, H, S	13.83	0.08	3000	0.08	0.96	1.0	22.8			
KF0615-1V	B, H, S	11.21	0.06	2500	0.06	0.72	0.8	21.5			
KF0615-2UR	B, H	24	20.4~27.6	26.54	0.26	5500	0.18	4.32	4.6	39.7	
KF0615-2S				24.40	0.22	5000	0.15	3.60	3.7	35.7	
KF0615-2H	B, H, S			21.35	0.18	4500	0.12	2.88	3.0	33.1	
KF0615-2M	B, H, S			18.78	0.14	4000	0.09	2.16	2.3	30.0	
KF0615-2L	B, H, S	16.33	0.11	3500	0.07	1.68	1.7	26.9			
KF0615-2E	B, H, S	13.83	0.08	3000	0.05	1.20	1.4	22.8			
KF0615-2V	B, H, S	11.21	0.06	2500	0.04	0.96	1.2	21.5			

Specifications subject to change without notice

The 7TH character of Model No means the bearing code. Please refer to the page "PART NUMBER SYSTEM".
Please contact us for detail if your request bearing system is not shown in the above list.



60X60X15 mm

KF0615-03 Series



- **Frame** : Plastic Material UL 94V-0
- **Impeller** : Plastic Material UL 94V-0
- **Speed Range** : ±10%

SPECIFICATIONS											
Model	Bearing	Rated Voltage (V)	Operating Voltage (V)	Air Flow (CFM)	Static Pressure (inchH ₂ O)	Speed (R.P.M.)	Input Current (Amp)	Input Power (Watt)	Nominal Power (Watt)	Noise (dBA)	Weight (g)
KF0615-5MR	B, H	5	4.25~5.75	18.78	0.14	4000	0.42	2.10	2.4	30.0	37
KF0615-5L	B, H, S			16.33	0.11	3500	0.23	1.15	1.3	26.9	
KF0615-5E	B, H, S			13.83	0.08	3000	0.16	0.80	0.9	22.8	
KF0615-5V	B, H, S			11.21	0.06	2500	0.10	0.50	0.6	21.5	
KF0615-1UR	B, H	12	10.2~13.8	26.54	0.26	5500	0.24	2.88	3.1	39.7	
KF0615-1S				24.40	0.22	5000	0.20	2.40	2.5	35.7	
KF0615-1H	B, H, S			21.35	0.18	4500	0.19	2.28	2.3	33.1	
KF0615-1M	B, H, S			18.78	0.14	4000	0.15	1.80	1.9	30.0	
KF0615-1L	B, H, S	16.33	0.11	3500	0.10	1.20	1.3	26.9			
KF0615-1E	B, H, S	13.83	0.08	3000	0.08	0.96	1.0	22.8			
KF0615-1V	B, H, S	11.21	0.06	2500	0.06	0.72	0.8	21.5			
KF0615-2UR	B, H	24	20.4~27.6	26.54	0.26	5500	0.18	4.32	4.6	39.7	
KF0615-2S				24.40	0.22	5000	0.15	3.60	3.7	35.7	
KF0615-2H	B, H, S			21.35	0.18	4500	0.12	2.88	3.0	33.1	
KF0615-2M	B, H, S			18.78	0.14	4000	0.09	2.16	2.3	30.0	
KF0615-2L	B, H, S	16.33	0.11	3500	0.07	1.68	1.7	26.9			
KF0615-2E	B, H, S	13.83	0.08	3000	0.05	1.20	1.4	22.8			
KF0615-2V	B, H, S	11.21	0.06	2500	0.04	0.96	1.2	21.5			

Specifications subject to change without notice

The 7TH character of Model No means the bearing code. Please refer to the page "PART NUMBER SYSTEM".
Please contact us for detail if your request bearing system is not shown in the above list.

