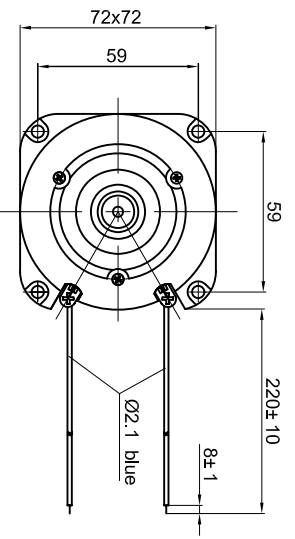
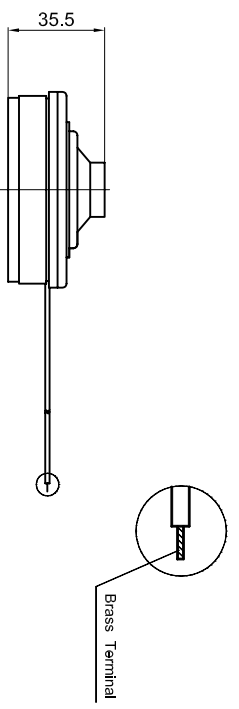
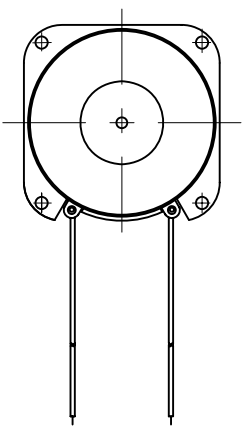


Specification (Test Condition, 25°C)

1. Housing Material/ Color..... ABS/Black
2. Voice Coil Impedance 4 Ohm (at 1 KHz)
3. Voice Coil Dimension Ø 25.4 mm(Dia.)
4. Magnet Size Ø70*32*10 mm(Dia.* dia.*H)
5. Power Rating RMS 15 W
6. Power Rating Peak 20W
7. S.P.L. Min.100 dB(at 1 meter/1W)
8. Resonant Frequency 1.6KHz±10%
9. Rated Frequency Range 500~ 8500Hz
10. Load Test 8 Hours (at 15w)
11. Heat Test 8 Hours (at 60°C)
12. Operating Temperature range -20 ~ +60°C
13. Store Temperature..... -20 ~ +70°C
14. Wires Connection Ø0.18×16 2-blue
15. Weight 405 ±10g



No.		DESCRIPTION		APPROVED	DATE	KEPO NINGBO KERO ELECTRONIC CO.,LTD http://www.chinaacoustic.com	
No. of Wires		DATE		DATE	Electronic horn		
DRAWN		APPROVALS		DATE	S-72-4		
CHECKED		DATE		DATE	UNIT mm DWG NO. KF3,001.107		
FIRST ANGLE PROJECTION		APPROVED		05/11/07	SCALE NOT TO SCALE		SHEET VER 1.0