

FEATURES

- 1A or 1B configurations
- 20A rated current
- 5KV dielectric strength between coil and contacts
- Ambient temperature up to 125°C
- Creepage distance > 8mm
- Meet VDE: 0435/ 0110 / 0631 /0700
- IP 50 type available
- UL 94 V-0 flammability class
- UL & CUL Approval File No.: E179937
- VDE Approval File No.: 40025557

CONTACT DATA

Contact form	1A, 1B
Initial contact resistance	Max. 100mΩ
Contact rating	18A 250VAC 20A 277VAC
Max. switching voltage	440VAC/300VDC
Max. switching current	20A
Max. switching power	5000VA
VDE	18A 250VAC 105°C 12A 250VAC 125°C
UL/CUL	20A 250VAC
Contact material	AgNi / AgSnO ₂

CHARACTERISTICS

Insulation resistance	1000MΩ, 500VDC
Dielectric strength	5000VAC, 1 min. between coil and contacts 1000VAC, 1 min. between open contacts
Surge voltage	10KV (1.2 x 50μs), between coil and contacts
Operate time	Max. 15 ms (at nomi. Volt.)
Release time	Max. 8 ms (at nomi. Volt.)
Vibration resistance	10 – 150Hz, 1A: 10g 1B: 5g
Shock resistance	Functional:98m/s ² ; Destructive:980m/s ²
Humidity	35% to 85%
Ambient temperature	- 40°C to + 125°C
Temperature rise	55K Max.
Life expectancy	
- Electrical	1 x 10 ⁵ operations
- Mechanical	1 x 10 ⁷ operations

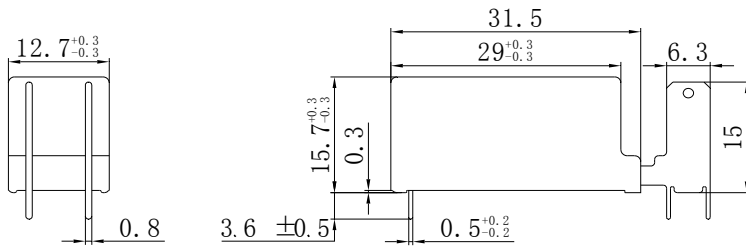
COIL SPECIFICATIONS

Nominal voltage (VDC)	Pick-up voltage VDC(Max.)	Drop-out voltage VDC(Min.)	Nominal current (mA±10%)	Coil resistance (Ω±10%)	Power consumption (W)
5	3.5	0.5	80	62	0.4
6	4.2	0.6	66.7	90	0.4
9	6.3	0.9	44.4	202	0.4
12	8.4	1.2	33.3	360	0.4
18	12.6	1.8	22.2	810	0.4
24	16.8	2.4	16.7	1440	0.4
48	33.6	4.8	8.3	5760±15%	0.4
60	42	6	6.7	7500±15%	0.4
110	77	11	3.6	25200±15%	0.4

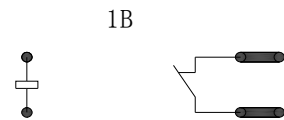
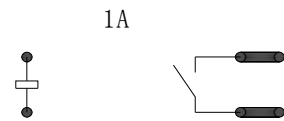
ORDERING INFORMATION

Model No.	Coil Voltage	Contact Form	Contact Material
ME-11-Q	5,6,9,12,18,24 ,48,60,110VDC	1H: 1A 1D: 1B	Nil: AgNi A: AgSnO ₂

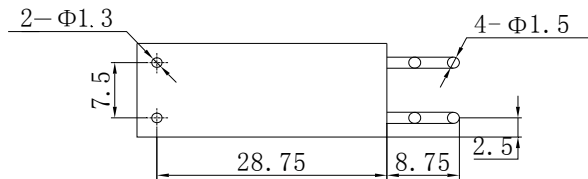
Dimensions(unit:mm)



SCHEMATIC



PCB layout



Disclaimer: All the specifications are subject to change without notice.